



# Catalogue

## Mechanical Lock



# Introduction



ASSA ABLOY, the global leader in door opening solutions, is dedicated to satisfying end-user needs for security, safety and convenience. Since its formation in 1994, ASSA ABLOY has grown from a regional company to an international group with 47,000 employees, and operations in over 70 countries. ASSA ABLOY offers the most complete range of door opening solutions globally. ASSA ABLOY prides itself on innovation and has been recognised on no less than four occasions as one of the top 100 most innovative companies globally.

ASSA ABLOY Opening Solutions Malaysia Sdn Bhd was formed in 2019 after successfully combining the established and renowned Teamware hardware services business (Established 1996 and Acquired by ASSA ABLOY in 2015) and ASSA ABLOY Malaysia. This newly formed entity brings to the market a dynamic blend of locally relevant and established market brands like Yale, St Guchi and ASSA ABLOY; with the global reputation and financial backing of a large listed European shareholding.

ASSA ABLOY Opening Solutions Malaysia offers a Turnkey door opening solution from concept through design and delivery; for architects, interior designers, facade consultants, quantity surveyors and developers. Our cloud based BIM software integration delivers industry-leading architectural process control and visualization of door scheduling and openings, while streamlining information exchange and design. This coupled with dedicated specification, projects, ironmongery, Aluminum and Glass divisions and backed by an established and reputable network of approved distributors and dealers; ensures complete comfort, integrity and security from design to development and installation.

Our comprehensive range of offerings include Smart Digital Door locks, Mechanical locks, Aluminum and glass fittings, door and architectural hardware, Smart Safe Box, Padlocks, Door Knobs, DOOR CLOSER and fire rated doors. Our Locksets can modify to one key system, key alike system, master key system, grand master key system and construction key system. All of our offerings are backed by the ASSA ABLOY quality assurance warranty, 24 hour customer service and certified to global and local certifications standards like BS EN or ANSI with local accreditation by SIRIM, Intertek and TUV.

# About Us

Established in 1996, St Guchi is one of the leading brands in providing single source solution for doors & windows hardware in Malaysia. Since its inception, through innovation and continuous improvement in product development, St Guchi has expanded its product offerings from the humble mechanical locks, aluminium & glass accessories, door & architectural hardware, sliding & folding doors systems to include fire rated doors and digital door locks. By 2015, it has become the leading brand for lock set and hardware in Malaysia.

St Guchi is now part of Yale, the residential consumer master brand under ASSA ABLOY Group after it was acquired by the group in 2015.

At 180 years strong, Yale is a leading security brand that protects the people, places, and things we love most. We secure millions of homes and businesses worldwide with our innovative mechanical locks, alarms, safes and smart locks for front doors, interior doors, and cabinets, package deliveries and more. For more information, visit [www.yalehome.com/my](http://www.yalehome.com/my)

Group and employer brand

**ASSA ABLOY**

Master brands

**ASSA ABLOY**

**Yale**

Business descriptors

**ASSA ABLOY**  
Opening Solutions

**StGuchi**  
YOUR SECURITY PARTNER

# Brand Essence and Values

Our vision is to be the global leader in providing innovative access solutions that help people feel safe and secure so that they can experience a more open world.


We talk about how we help billions of people feel safe, secure and experience a more open world every day. We convey that ASSA ABLOY Group is the global leader in access solutions. And we talk about how innovation has defined us from the very beginning.

Our brand values stand at the very core of your brand. They are the center from which everything radiates—including our look (design), message (voice), and relationships (customer interactions).



## Safe

We help people feel safe by focusing on avoiding unintended incidents, such as accidents. Our products and we operate with people's safety in mind.



## Secure

We care about the protection of individuals, organizations and assets. People should experience freedom from worries, safe in the knowledge that certain safeguards are in place. People rely on us to protect them, their loved ones and their belongings.



## Convenient

Our convenient access solutions help people feel safe and secure in a convenient way.



## Innovative

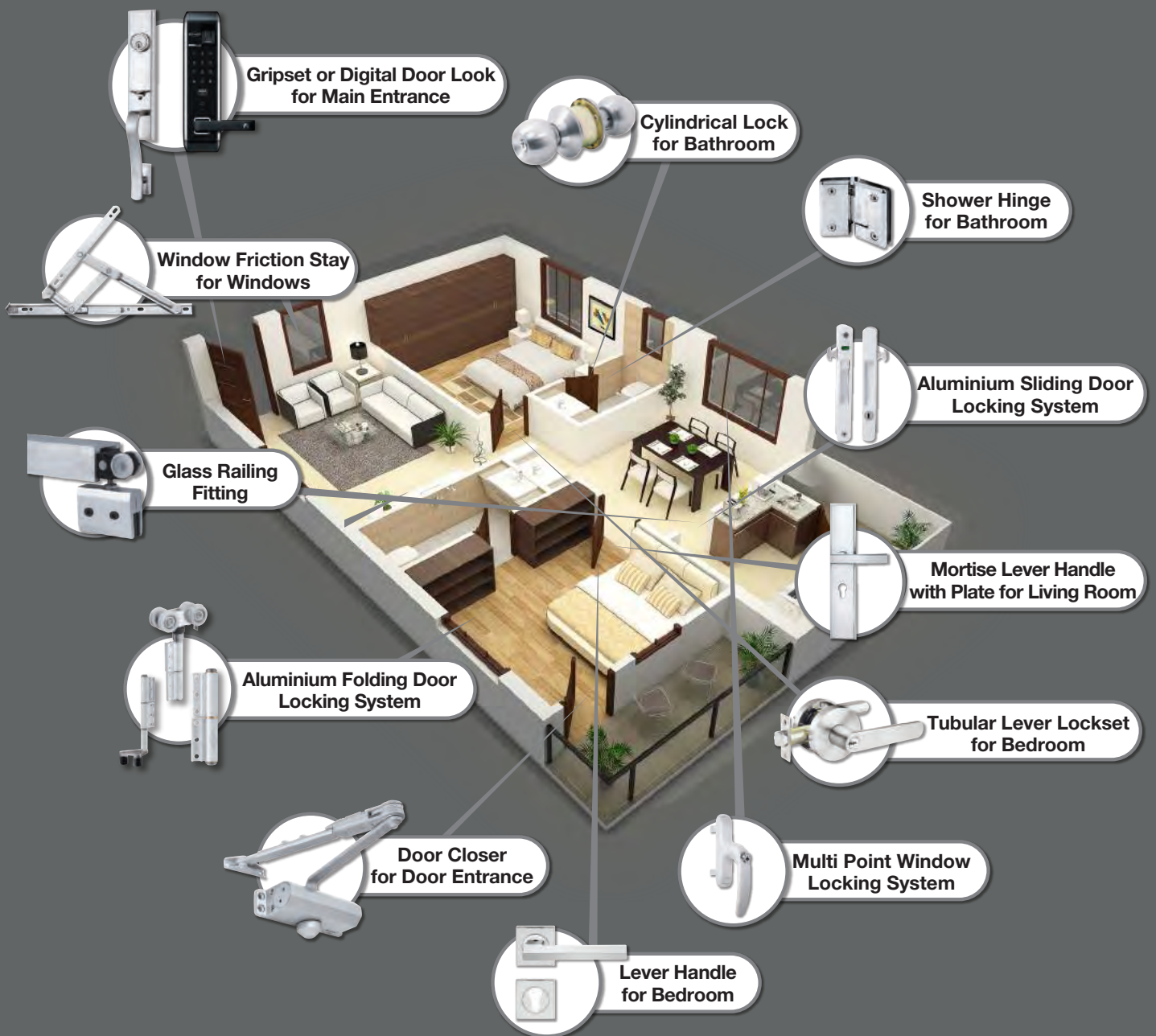
We lead in innovation; our vision is to be the global leader in providing innovative access solutions that help people feel safe and secure so they can experience a more open world.



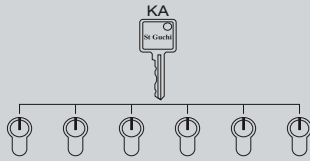
## Sustainable

We are committed to providing products and services that are environmentally sound, as sustainability is a central part of our business philosophy and culture.

# Your Single Source Solution for Doors & Windows Hardware



# Types of Cylinders Key

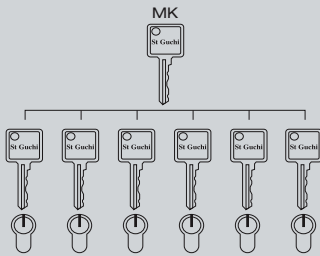


## Key Alike System

KA

All the cylinders have the same differ and be opened only by one key.

---

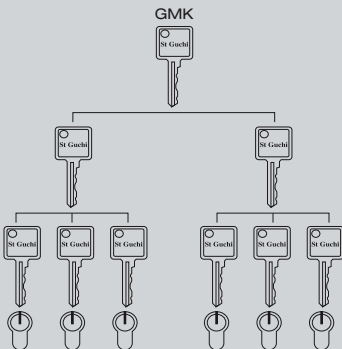


## Master Key System

MK

Every cylinder can be opened by its own key which cannot open any other cylinder of the system. All the cylinders can be opened by the MK management key.

---

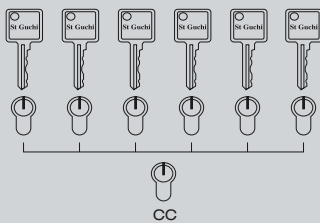


## Grand Master Key System

GMK

Same as the management key system but in two or more groups. Every group of cylinders can be opened by its own service key. All the cylinders of the system can be opened by the GMK grand management key.

---

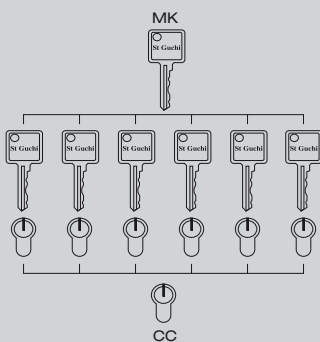


## Central Cylinder System

CC

Every cylinder has its own key which cannot open any other cylinder of the system. All the keys of the system can open the cylinder of the central lock.

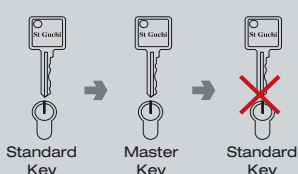
---



## Central Cylinder System and Master Key CCMK

Every cylinder has its own key which cannot open any other cylinder of the system, except the central system. All the cylinders of the system can be open by the MK management key.

---





















## Construction Keyed System

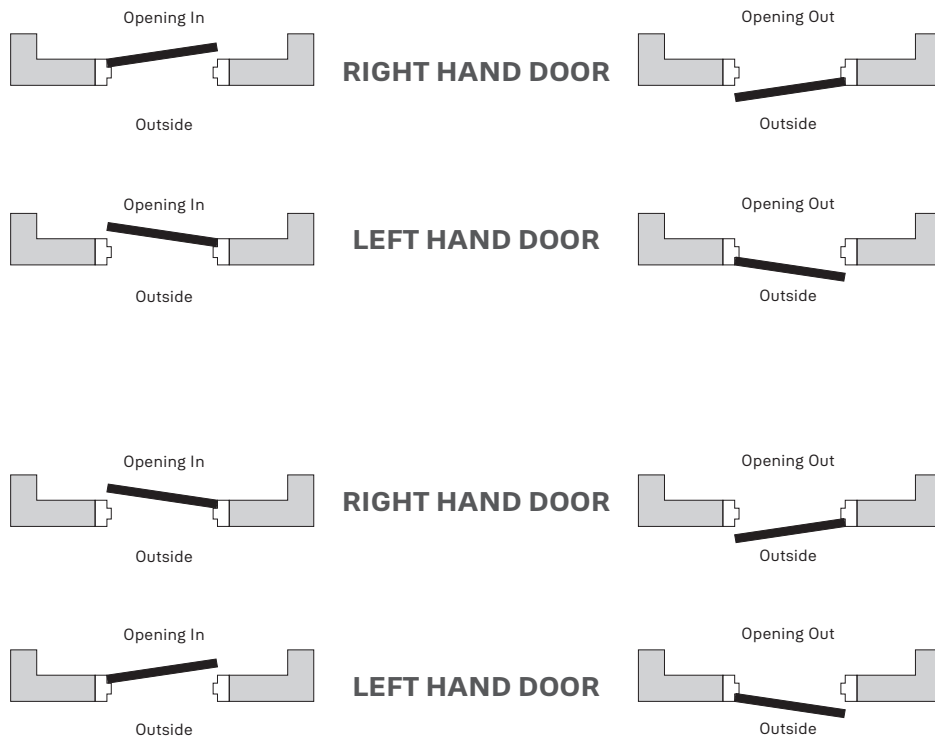
CMK

A system where it is necessary for contractors to gain entry to a building during construction but to prevent entry by the same contractors after the building has been occupied or handed over. The system makes it possible to change from construction keying to normal keying.

# List Of Finishes

	<b>AB</b>	- Antique Brass		<b>PB</b>	- Polished Brass
	<b>AC</b>	- Antique Cooper		<b>PVD</b>	- Physical Vapor Deposition
	<b>ACC</b>	- Antique Coffee Cooper		<b>PWT</b>	- Pewter
	<b>AMB</b>	- Aluminum Matt Black		<b>SB</b>	- Satin Bright Gold
	<b>AN</b>	- Antique Nickel		<b>SC</b>	- Satin Chrome
	<b>BN</b>	- Black Nickel		<b>SN</b>	- Satin Nickel
	<b>CP</b>	- Chrome Plated		<b>SP</b>	- Stainless Steel Polished
	<b>DAB</b>	- Dark Antique Brass		<b>SS</b>	- Stainless Steel
	<b>PAB</b>	- Polished Antique Brass		<b>TI</b>	- Titanium Gold

# Left or Right Open Door



# Contents

---



1 - 10

LEVER MORTISE



11 - 28

LEVER HANDLE

29 - 39

PULL HANDLE



40 - 52

MORTISE LOCK

53 - 54

EURO PROFILE  
CYLINDER



53 - 61

GRIPSET

62 - 64

DEADBOLT




65 - 73

TUBULAR LEVER

74 - 80

CYLINDRICAL LOCK



81 - 86

PADLOCK

87 - 88

LUGGAGE LOCK



# Contents

---



89 - 95

DOOR HINGE



96 - 97

PANIC  
EXIT DEVICE



98 - 116

DOOR CONTROL



117 - 139

DOOR  
ACCESSORIES



140 - 153

SLIDING & FOLDING  
DOOR FITTING



154 - 159

JAD BRAND



**LEVER  
MORTISE**

\* All the measurements are in millimeter (mm)  
\* Dimensional data not binding. We reserve the right to alter specifications without notice.

## LEVER MORTISE



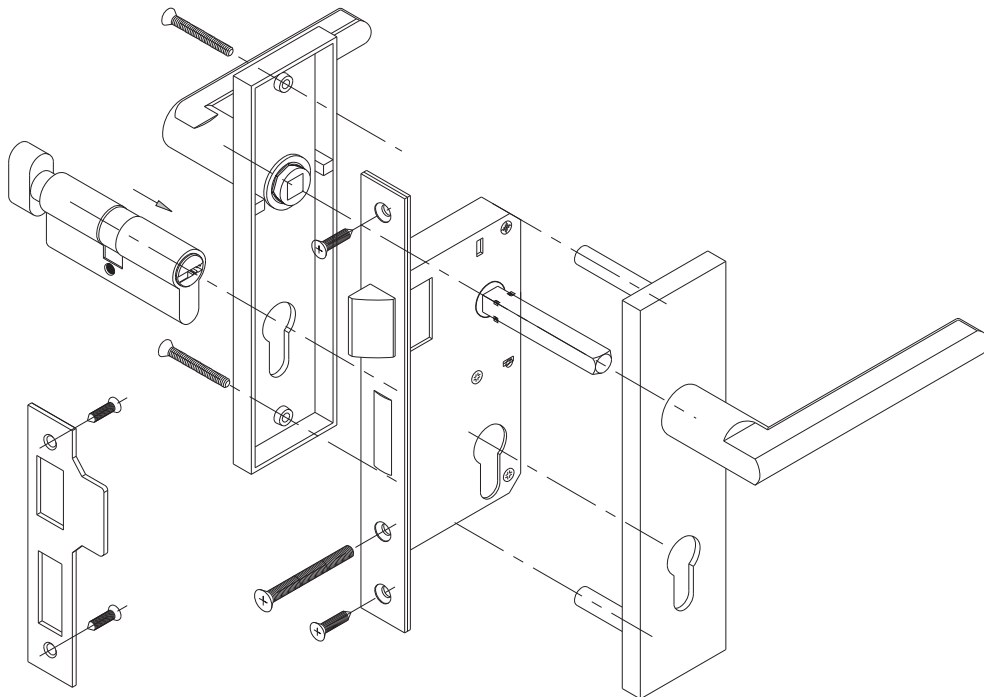
### SPECIFICATIONS

- Stainless Steel SUS304 1.2mm thickness Forend plate (Square)
- Stainless Steel SUS304 2mm thickness Striker plate (Square)
- Zinc Diecast 1 x Curve Design Latch bolt
- Zinc Diecast 1 x Square Deadbolt
- Electrolytic steel 1.2mm Lockcase
- Zinc Diecast 8mm x 8mm Follower

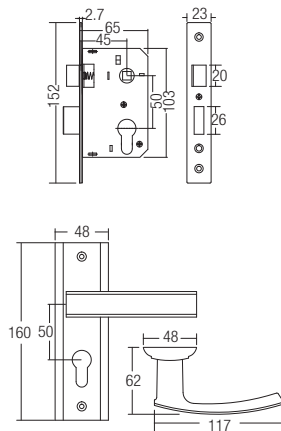
### FEATURES

- 45mm Backset of door
- 50mm Center distance of lock
- Sash Lock Function
- Single Turn Deadbolt

### Exploded View



## LEVER MORTISE



### SGLM-4550/0912

**Lever Mortise Handle** Complete with 4550 Mortise Lock without Cylinder

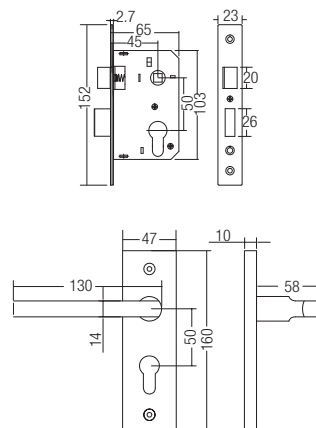
**Material** - Zinc Diecast

**Finishing** - SSSP

**Backset** - 45

**Door Thickness** - 25 - 47

**Packing** - 12 sets/carton



### SGLM-4550/1408

**Lever Mortise Handle** Complete with 4550 Mortise Lock without Cylinder

**Material** - Stainless Steel SUS304

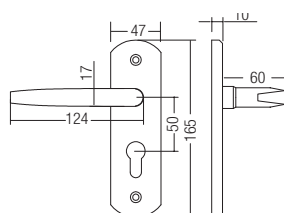
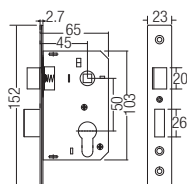
**Finishing** - SSSP

**Backset** - 45

**Door Thickness** - 35 - 50

**Packing** - 12 sets/carton

## LEVER MORTISE



### SGLM-4550/1507

**Lever Mortise Handle** Complete with 4550 Mortise Lock without Cylinder

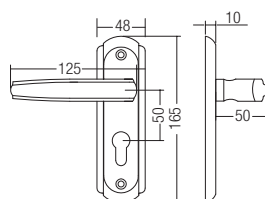
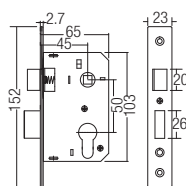
**Material** - Stainless Steel SUS304

**Finishing** - SSSP

**Backset** - 45

**Door Thickness** - 35 - 50

**Packing** - 12 sets/carton



### SGLM-4550/1606

**Lever Mortise Handle** Complete with 4550 Mortise Lock without Cylinder

**Material** - Stainless Steel SUS304

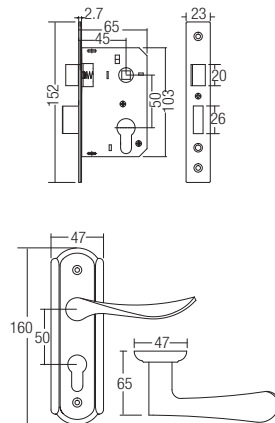
**Finishing** - SSSP

**Backset** - 45

**Door Thickness** - 35 - 50

**Packing** - 12 sets/carton

## LEVER MORTISE



### SGLM-4550/2007

**Lever Mortise Handle** Complete with 4550  
Mortise Lock without Cylinder

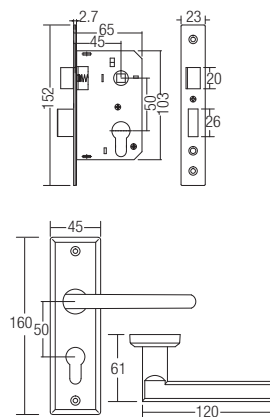
**Material** - Zinc Diecast

**Finishing** - SSSP

**Backset** - 45

**Door Thickness** - 25 - 47

**Packing** - 12 sets/carton



### SGLM-4550/3211

**Lever Mortise Handle** Complete with 4550  
Mortise Lock without Cylinder

**Material** - Zinc Diecast

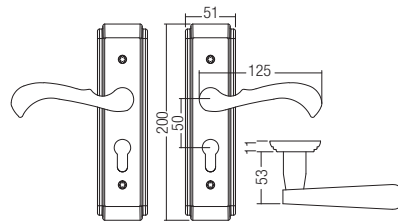
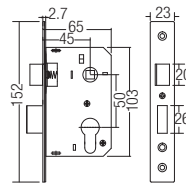
**Finishing** - SSSP

**Backset** - 45

**Door Thickness** - 25 - 47

**Packing** - 12 sets/carton

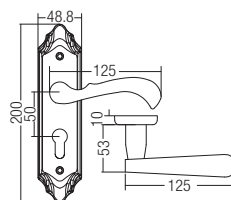
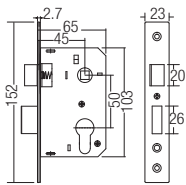
# LEVER MORTISE



### SGLM-4550/20021

**Lever Mortise Handle** Complete with 4550 Mortise Lock without Cylinder

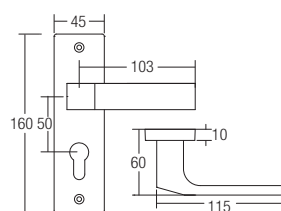
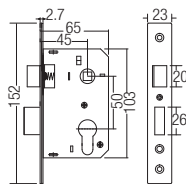
<b>Material</b>	- Stainless Steel SUS304
<b>Finishing</b>	- SSSP
<b>Backset</b>	- 45
<b>Door Thickness</b>	- 25 - 47
<b>Packing</b>	- 6 sets/carton



### SGLM-4550/20023

**Lever Mortise Handle** Complete with 4550 Mortise Lock without Cylinder

<b>Material</b>	- Stainless Steel SUS304
<b>Finishing</b>	- SSSP
<b>Backset</b>	- 45
<b>Door Thickness</b>	- 25 - 47
<b>Packing</b>	- 6 sets/carton



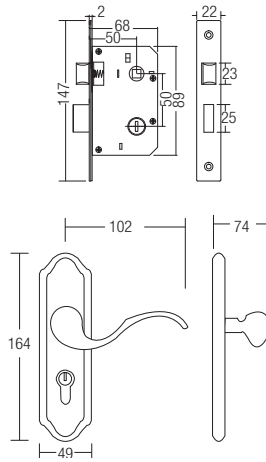
### SGLM-4550/71137

**Lever Mortise Handle** Complete with 4550 Mortise Lock without Cylinder

<b>Material</b>	- Zinc Diecast
<b>Finishing</b>	- SN
<b>Backset</b>	- 45
<b>Door Thickness</b>	- 25 - 47
<b>Packing</b>	- 12 sets/carton

\* All the measurements are in millimeter (mm)  
 \* Dimensional data not binding. We reserve the right to alter specifications without notice.

## LEVER MORTISE



### SGLM-5050/V1405

**Lever Mortise Handle** Complete with 5050 Mortise Lock without Cylinder

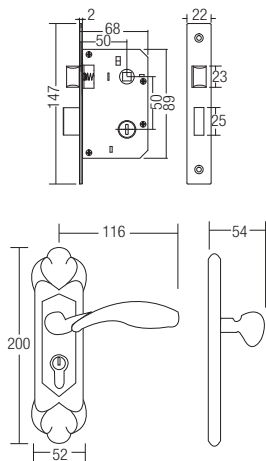
**Material** - Zinc Diecast

**Finishing** - SN

**Backset** - 50

**Door Thickness** - 32 - 47

**Packing** - 20 sets/carton



### SGLM-5050/E2201

**Lever Mortise Handle** Complete with 5050 Mortise Lock without Cylinder

**Material** - Zinc Diecast

**Finishing** - AB

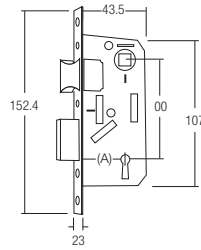
**Backset** - 50

**Door Thickness** - 32 - 47

**Packing** - 20 sets/carton



## LEVER MORTISE



### SGLM-H3003-01

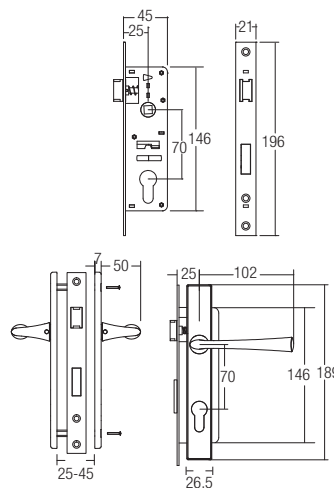
**Material** - Satin Nickel

**Finishing** - Chrome Plated

**Backset** - 45

**Packing** - 20 sets/box, 40 sets/  
carton

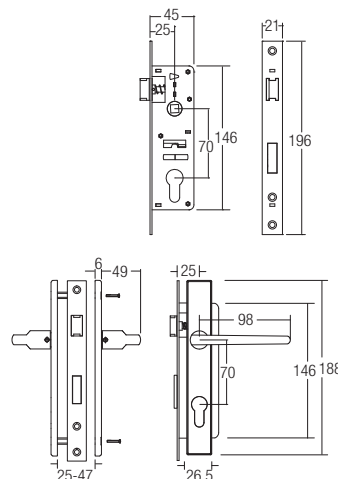
# LEVER MORTISE



## SGLM-NM2013/D60

**Lever Mortise Handle** Complete with 25 x 70mm Mortise Sash Lock & 60mm Double Key Profile Cylinder

<b>Material</b>	- Zinc Diecast & Steel
<b>Finishing</b>	- AB / SN
<b>Backset</b>	- 25
<b>Door Thickness</b>	- 25 - 45
<b>Packing</b>	- 20 sets/carton



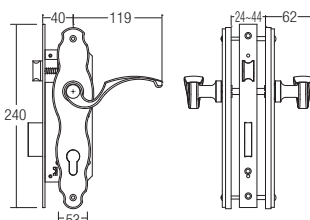
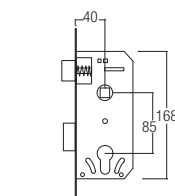
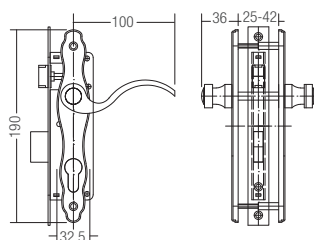
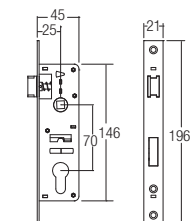
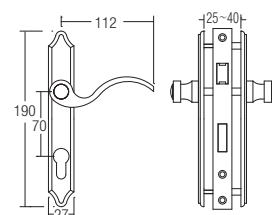
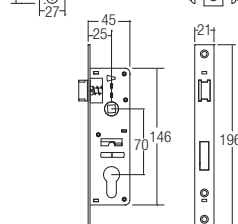
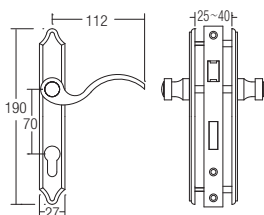
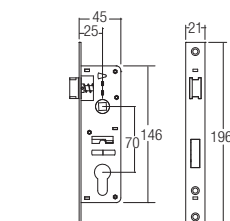
## SGLM-NM2015/D60

**Lever Mortise Handle** Complete with 25 x 70mm Mortise Sash Lock & 60mm Double Key Profile Cylinder

<b>Material</b>	- Zinc Diecast
<b>Finishing</b>	- SN
<b>Backset</b>	- 25
<b>Door Thickness</b>	- 25 - 47
<b>Packing</b>	- 20 sets/carton

\* All the measurements are in millimeter (mm)  
 \* Dimensional data not binding. We reserve the right to alter specifications without notice.

## LEVER MORTISE



### SGML-FB8560/00

**Lever Mortise Handle** Complete with  
25 x 70mm Mortise Sash Lock & 60mm Double  
Key Profile Cylinder

<b>Material</b>	- Zinc Diecast & Steel
<b>Finishing</b>	- AB / SS
<b>Backset</b>	- 25
<b>Door Thickness</b>	- 25 - 42
<b>Packing</b>	- 12 sets/carton

### SGLM-NMV7025/D60

**Lever Mortise Handle** Complete with  
25 x 70mm Mortise Sash Lock & 60mm Double  
Key Profile Cylinder

<b>Material</b>	- Zinc Diecast & Steel
<b>Finishing</b>	- AB / SS
<b>Backset</b>	- 25
<b>D.Thickness</b>	- 25-42
<b>Packing</b>	- 12 sets/ctn

### SGLM-NM7028/D60

**Lever Mortise Handle** Complete with  
25 x 70mm Mortise Sash Lock & 60mm Double  
Key Profile Cylinder

<b>Material</b>	- Zinc Diecast & Steel
<b>Finishing</b>	- SN
<b>Backset</b>	- 25
<b>Door Thickness</b>	- 25 - 42
<b>Packing</b>	- 20 sets/carton

### SGLM-4085/IZ001/D60

**Lever Mortise Handle** Complete with  
SGML-854000 Mortise Sash Lock & 60mm  
Double Key Profile Cylinder

<b>Material</b>	- Zinc Diecast
<b>Finishing</b>	- AB / SN
<b>Backset</b>	- 40
<b>Door Thickness</b>	- 25 - 47
<b>Packing</b>	- 12 sets/carton

A close-up photograph of a silver lever handle mounted on a light-colored wooden door. The handle is sleek and modern, with a curved grip. Below the handle is a keyhole. The background is a blurred indoor setting, likely a living room, with a pink sofa and a wooden table visible. A dark grey rectangular box is overlaid on the left side of the image, containing the text 'LEVER HANDLE SERIES' in white, bold, uppercase letters.

**LEVER  
HANDLE  
SERIES**

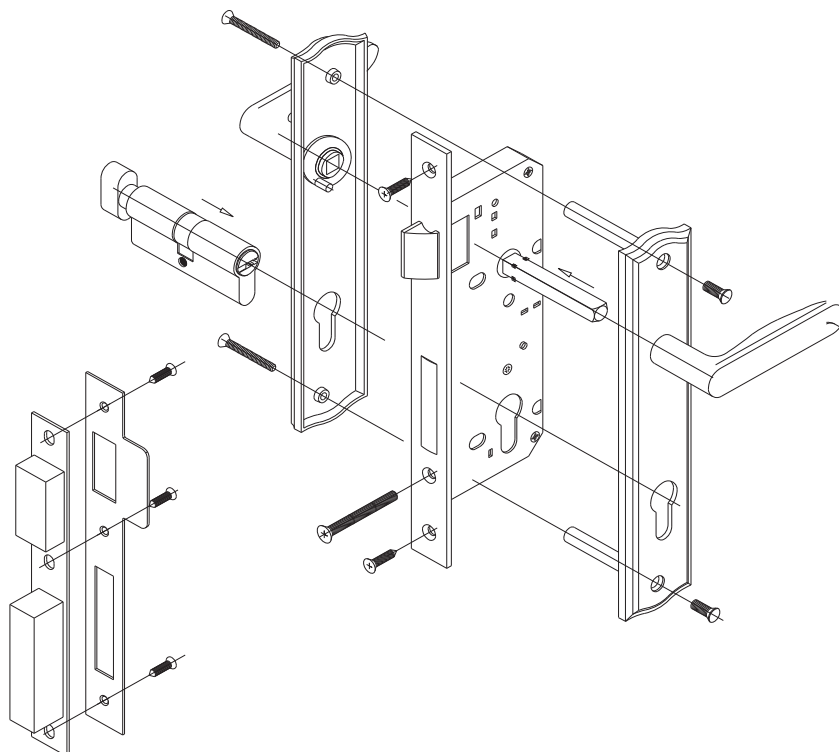
## LEVER HANDLE - LEVER HANDLE WITH PLATE



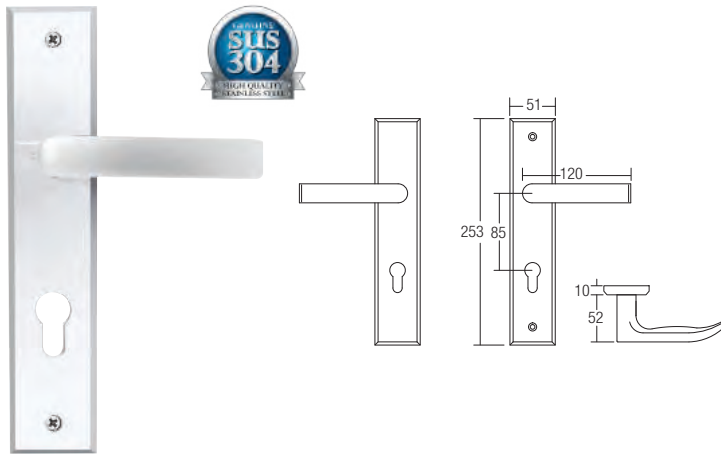
### SPECIFICATIONS

- Handle & Back Plate - Stainless Steel SUS304, Brass & Zinc Diecast
- 85mm Centre To Centre Installation Distance
- Applied To The Left or Right Open Door
- Solid Stainless Steel SUS304 Diecast
- Solid Brass Diecast
- Solid Zinc Diecast
- Galvanized Steel 8mm x 8mm Spindle

### Exploded View

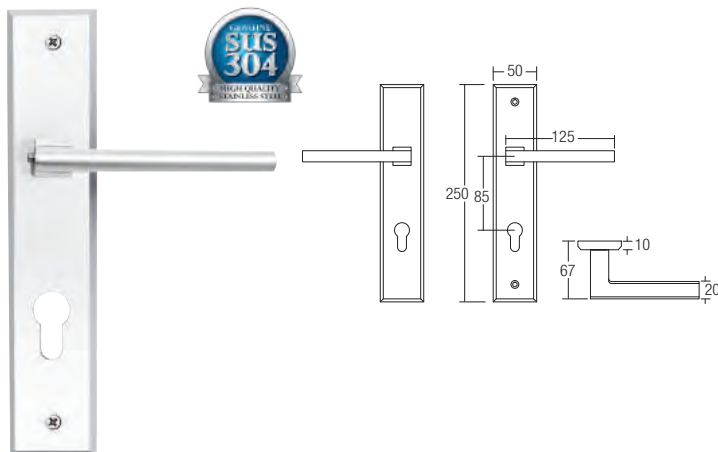


# LEVER HANDLE - LEVER HANDLE WITH PLATE



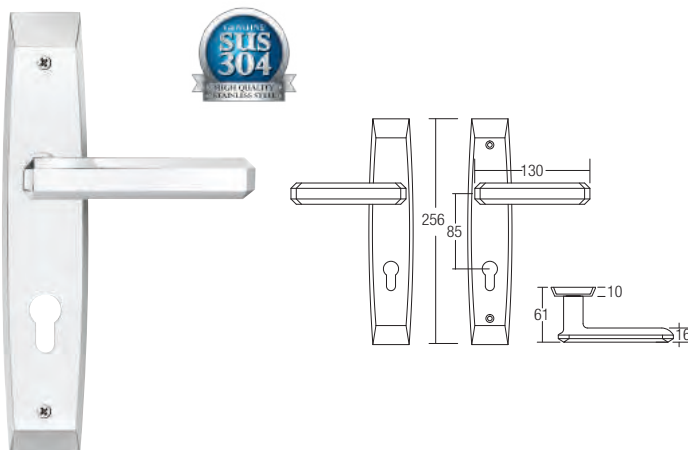
### SGLHP-8504-04

<b>Material</b>	- Solid Stainless Steel SUS304
<b>Finishing</b>	- SSSP
<b>Door Thickness</b>	- 35 - 47
<b>Packing</b>	- 6 pairs/carton



### SGLHP-8504-33

<b>Material</b>	- Solid Stainless Steel SUS304
<b>Finishing</b>	- SSSP
<b>Door Thickness</b>	- 35 - 47
<b>Packing</b>	- 6 pairs/carton



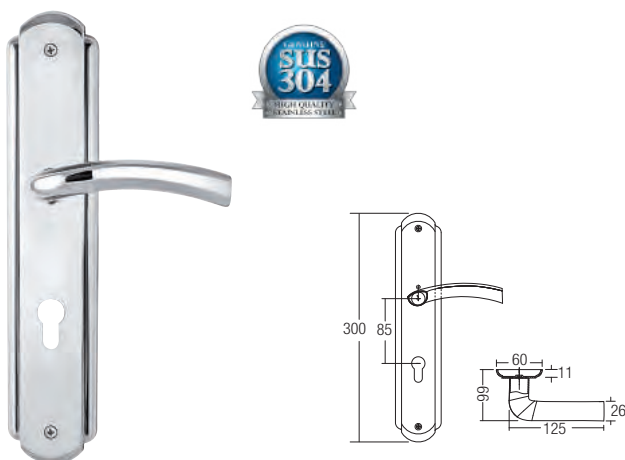
### SGLHP-8507-32

<b>Material</b>	- Solid Stainless Steel SUS304
<b>Finishing</b>	- SSSP
<b>Door Thickness</b>	- 35 - 47
<b>Packing</b>	- 6 pairs/carton

\*Pre order with minimum MOQ required

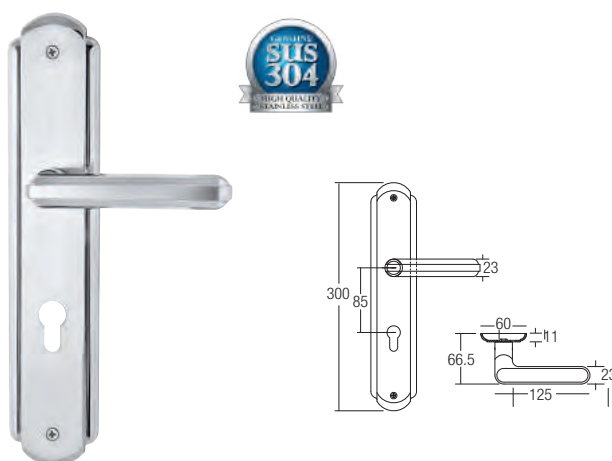
\* All the measurements are in millimeter (mm)  
\* Dimensional data not binding. We reserve the right to alter specifications without notice.

# LEVER HANDLE - LEVER HANDLE WITH PLATE



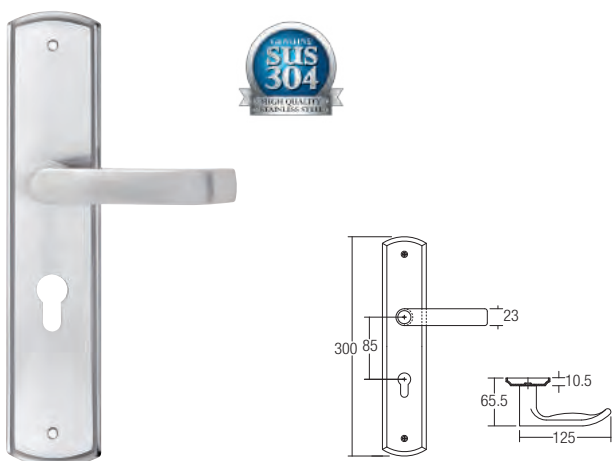
## SGLHP-68501

Material	-	Stainless Steel SUS304
Finishing	-	SSSP
Door Thickness	-	35 - 47
Packing	-	6 pairs/carton



## SGLHP-88501

Material	-	Stainless Steel SUS304
Finishing	-	SSSP
Door Thickness	-	35 - 47
Packing	-	6 pairs/carton




## SGLHP-8511-004

Material	-	Stainless Steel SUS304
Finishing	-	SS
Door Thickness	-	32 - 47
Packing	-	6 pairs/carton

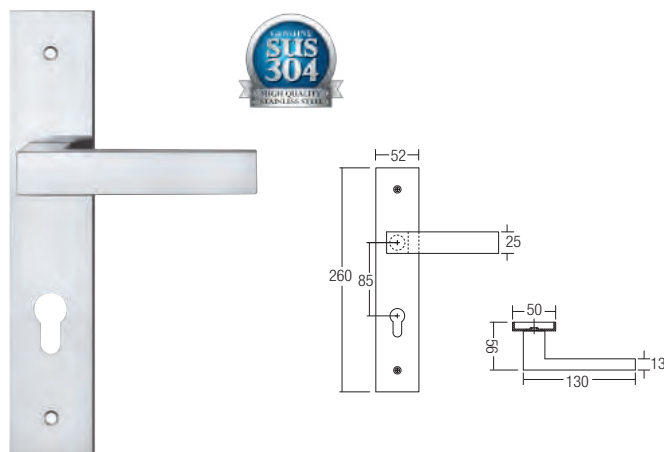
\* All the measurements are in millimeter (mm)  
 \* Dimensional data not binding. We reserve the right to alter specifications without notice.

# LEVER HANDLE - LEVER HANDLE WITH PLATE



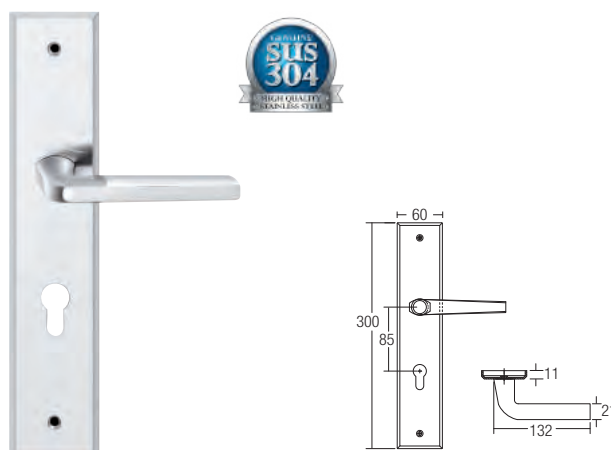
## SGLHP-98504

Material	-	Stainless Steel SUS304
Finishing	-	SSSP
Door Thickness	-	35 - 47
Packing	-	6 pairs/carton



## SGLHP-8509-013

Material	-	Stainless Steel SUS304
Finishing	-	SS
Door Thickness	-	32 - 47
Packing	-	12 pairs/carton

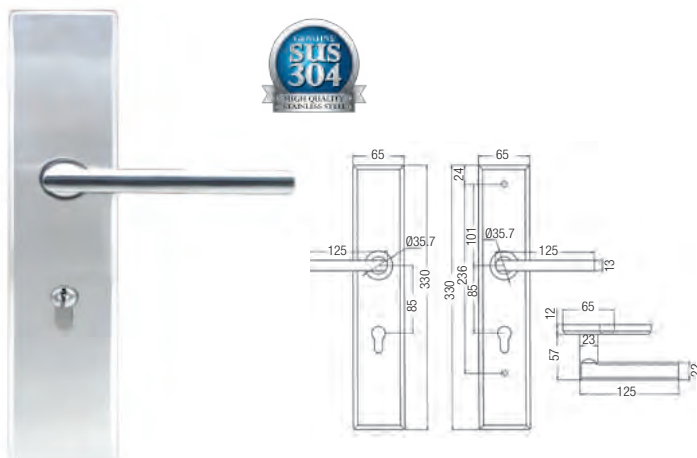


## SGLHP-5152

Material	-	Stainless Steel SUS304
Finishing	-	SSSP
Door Thickness	-	32 - 47
Packing	-	6 pairs/carton



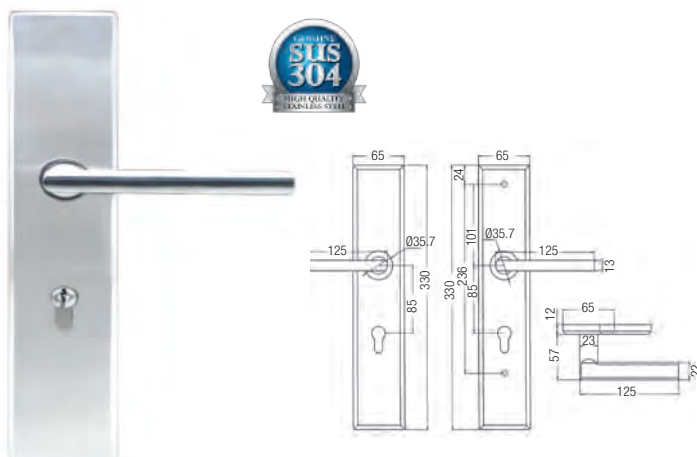
# LEVER HANDLE - LEVER HANDLE WITH PLATE



## SGLHP-33004-C

### Concealed Screw

Material	- Stainless Steel SUS304
Finishing	- SSSP
Door Thickness	- 35 - 47
Packing	- 10 sets/carton

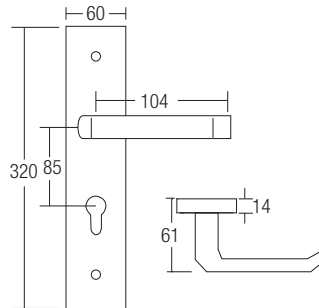


## SGLHP-33004-CS

### Concealed Screw

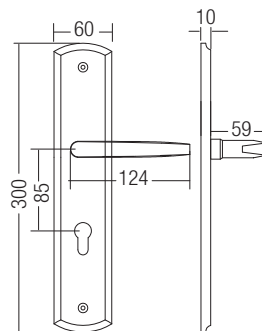
Material	- Stainless Steel SUS304
Finishing	- SS
Door Thickness	- 35 - 47
Packing	- 10 sets/carton

# LEVER HANDLE - LEVER HANDLE WITH PLATE



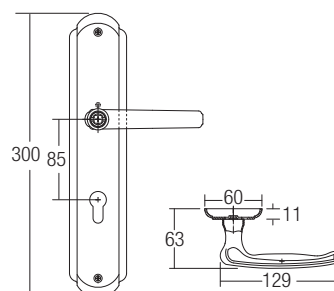
## SGLHP-0506 SN

<b>Material</b>	- Zinc Diecast
<b>Finishing</b>	- SN
<b>Packing</b>	- 6 pairs/carton



## SGLHP-3707

<b>Material</b>	- Stainless Steel SUS304
<b>Finishing</b>	- SSSP
<b>Door Thickness</b>	- 32 - 47
<b>Packing</b>	- 6 pairs/carton

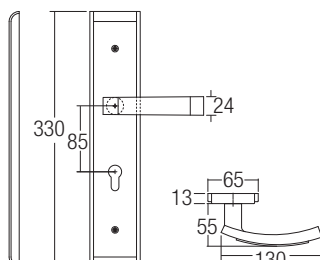


## SGLHP-28501

<b>Material</b>	- Stainless Steel SUS304
<b>Finishing</b>	- SSSP
<b>Door Thickness</b>	- 35 - 47
<b>Packing</b>	- 6 pairs/carton

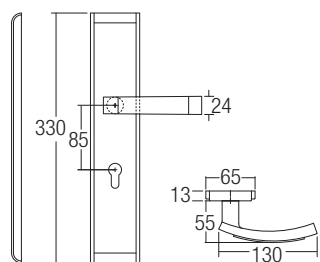
\* All the measurements are in millimeter (mm)  
 \* Dimensional data not binding. We reserve the right to alter specifications without notice.

# LEVER HANDLE - LEVER HANDLE WITH PLATE



## SGLHP-33021

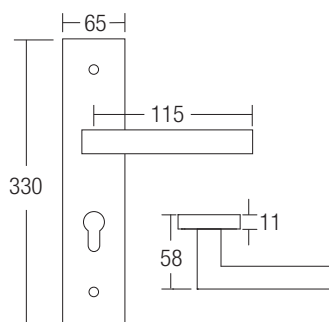
Material	- Stainless Steel SUS304
Finishing	- SSSP
Door Thickness	- 35 - 47
Packing	- 6 pairs/carton



## SGLHP-33021-C

### Concealed Screw

Material	- Stainless Steel SUS304
Finishing	- SSSP
Door Thickness	- 35 - 47
Packing	- 6 pairs/carton

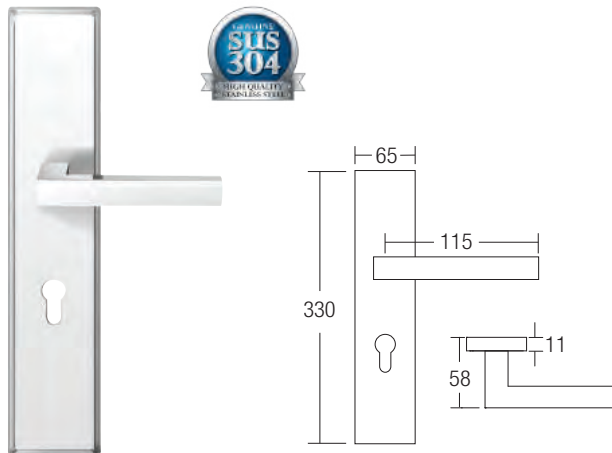


## SGLHP-33022

Material	- Stainless Steel SUS304
Finishing	- SSSP
Door Thickness	- 35 - 47
Packing	- 6 pairs/carton

\* All the measurements are in millimeter (mm)  
 \* Dimensional data not binding. We reserve the right to alter specifications without notice.

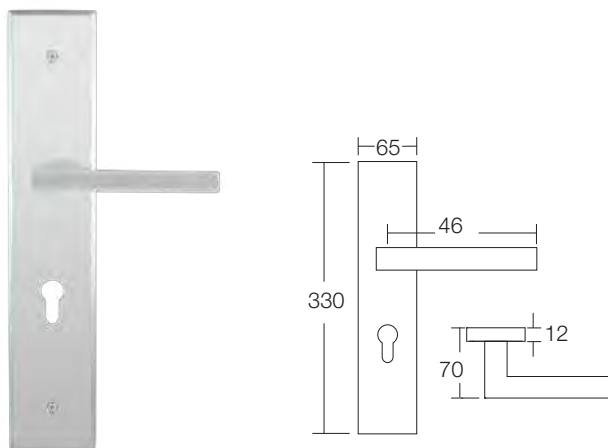
# LEVER HANDLE - LEVER HANDLE WITH PLATE



## SGLHP-33022-C

### Concealed Screw

<b>Material</b>	- Stainless Steel SUS304
<b>Finishing</b>	- SSSP
<b>Door Thickness</b>	- 35 - 47
<b>Packing</b>	- 6 pairs/carton



## SGLHP-38504

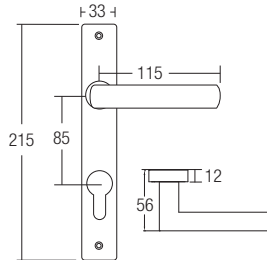
<b>Material</b>	- Stainless Steel SUS304
<b>Finishing</b>	- SS
<b>Door Thickness</b>	- 35 - 47
<b>Packing</b>	- 6 pairs/carton



## SGLHP-38101

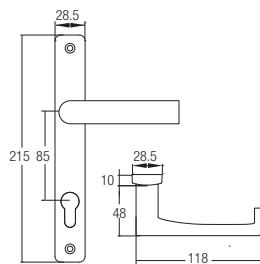
<b>Material</b>	- Stainless Steel SUS304
<b>Finishing</b>	- SS
<b>Packing</b>	- 15 pairs/carton

## LEVER HANDLE - LEVER HANDLE WITH PLATE



### SGLHP-71213

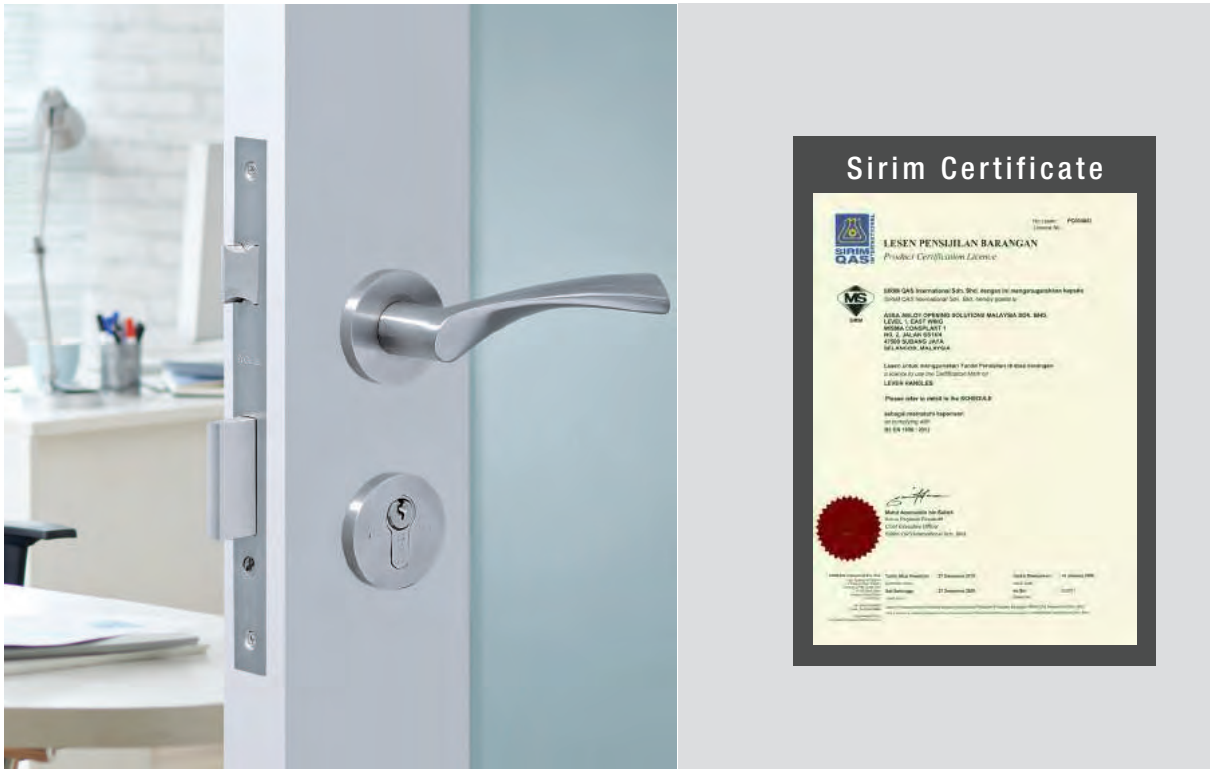
<b>Material</b>	- Zinc Diecast
<b>Finishing</b>	- SN / White / Black
<b>Packing</b>	- 20 pairs / carton



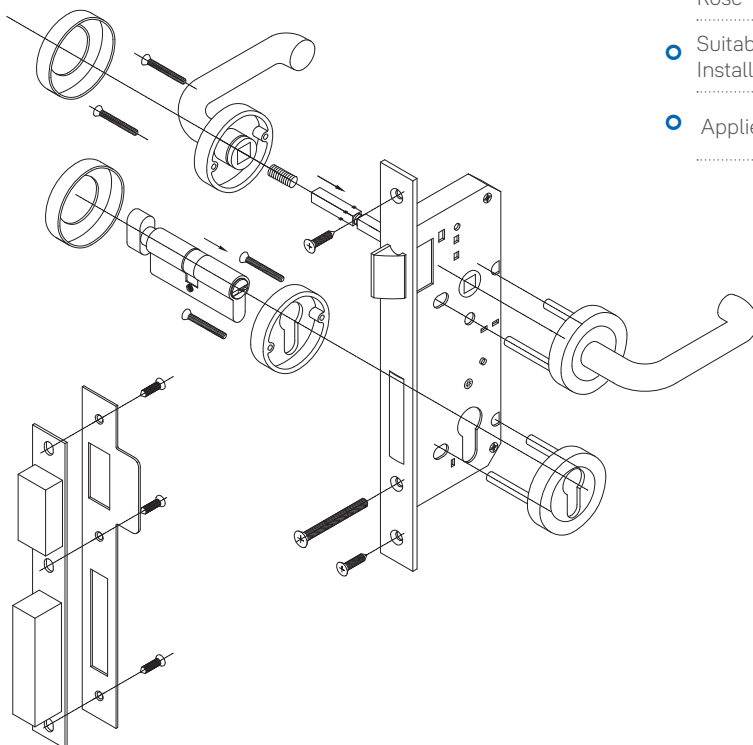
### SGLHP-71301

<b>Material</b>	- Zinc Diecast
<b>Finishing</b>	- SN
<b>Packing</b>	- 20 pairs / carton

# LEVER HANDLE - SOLID LEVER HANDLE



## Exploded View

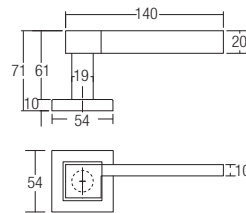


### SPECIFICATIONS

- Stainless Steel SUS304 & Zinc Diecast Handle & Rose
- Suitable for 72mm or 85mm Centre to Centre Installation Distance
- Applied To The Left or Right Open Door

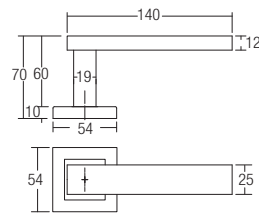
\* All the measurements are in millimeter (mm)  
 \* Dimensional data not binding. We reserve the right to alter specifications without notice.

# LEVER HANDLE - SOLID LEVER HANDLE



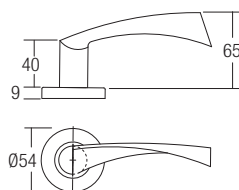
## SGLHR-470

<b>Material</b>	- Stainless Steel SUS304
<b>Finishing</b>	- SS
<b>Packing</b>	- 20 pairs/carton



## SGLHR-740

<b>Material</b>	- Solid Stainless Steel SUS304
<b>Finishing</b>	- SS
<b>Packing</b>	- 20 pairs/carton



## SGLHR-1002

<b>Material</b>	- Solid Stainless Steel SUS304
<b>Finishing</b>	- SS
<b>Packing</b>	- 20 pairs/carton

# LEVER HANDLE - SOLID LEVER HANDLE

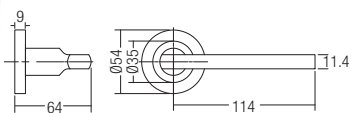


## SGLHR-1046

**Material** - Solid Stainless Steel  
SUS304

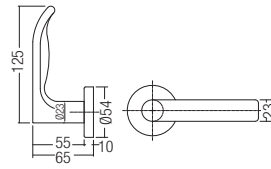
**Finishing** - SS

**Packing** - 20 pairs/carton



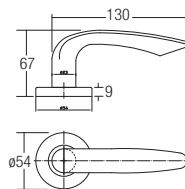


# LEVER HANDLE - HOLLOW LEVER HANDLE



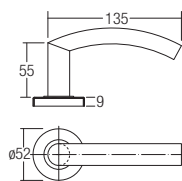
## SGLHR-004

<b>Material</b>	- Stainless Steel SUS304
<b>Finishing</b>	- SS
<b>Packing</b>	- 20 pairs/carton



## SGLHR-024

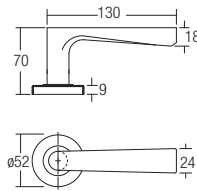
<b>Material</b>	- Stainless Steel SUS304
<b>Finishing</b>	- SS
<b>Packing</b>	- 20 pairs/carton



## SGLHR-025

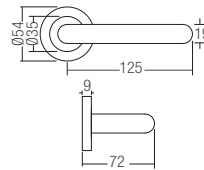
<b>Material</b>	- Stainless Steel SUS304
<b>Finishing</b>	- SS
<b>Packing</b>	- 20 pairs/carton

# LEVER HANDLE - HOLLOW LEVER HANDLE



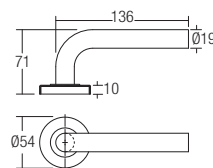
## SGLHR-027

<b>Material</b>	- Stainless Steel SUS304
<b>Finishing</b>	- SS
<b>Packing</b>	- 20 pairs/carton



## SGLHR-101

<b>Material</b>	- Stainless Steel SUS304
<b>Packing</b>	- 20 pairs/carton
<b>Finishing</b>	- SS/SS Matt Black/Black Nylon



## SGLHR-102

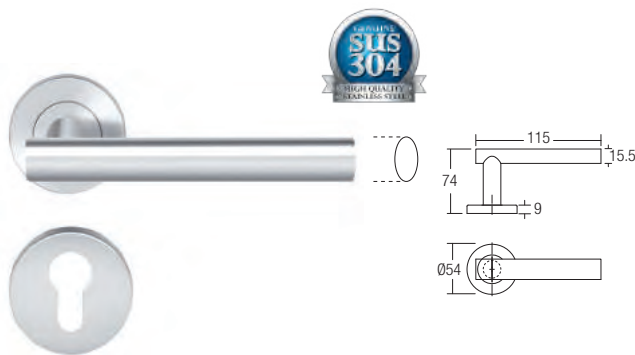
<b>Material</b>	- Stainless Steel SUS304
<b>Finishing</b>	- SS
<b>Packing</b>	- 20 pairs/carton

# LEVER HANDLE - HOLLOW LEVER HANDLE




## SGLHR-2107

Material	- Stainless Steel SUS304
Finishing	- SS
Packing	- 20 pairs/carton




## SGLHR-901

Material	- Stainless Steel SUS304
Finishing	- SS
Packing	- 20 pairs/carton



## SGLHR-GL01/F31

Material	- Stainless Steel SUS304
Finishing	- SS
Packing	- 20 pairs/carton



## SGLHR-201

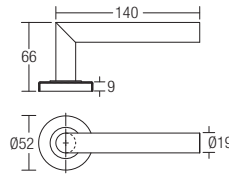
Material	- Stainless Steel SUS304
Packing	- 20 pairs/carton
Finishing	- SS

\* All the measurements are in millimeter (mm)  
 \* Dimensional data not binding. We reserve the right to alter specifications without notice.

# LEVER HANDLE - HOLLOW LEVER HANDLE



Matt Black

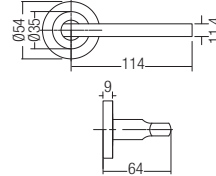


## SGLHR-2104

<b>Material</b>	- Stainless Steel SUS304
<b>Packing</b>	- 20 pairs/carton
<b>Test Report</b>	- P5-007108
<b>Finishing</b>	SS/Matt Black

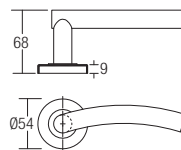


Matt Black



## SGLHR-2504

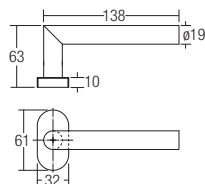
<b>Material</b>	- Stainless Steel SUS304
<b>Packing</b>	- 20 pairs/carton
<b>Finishing</b>	- SS/SSSP/Matt Black



## SGLHR-501

<b>Material</b>	- Stainless Steel SUS304
<b>Packing</b>	- 20 pairs/carton
<b>Finishing</b>	- SS

# LEVER HANDLE - HOLLOW LEVER HANDLE

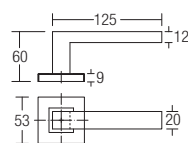


## SGLHR-GL04/F31

**Material** - Stainless Steel SUS304

**Finishing** - SS

**Packing** - 20 pairs/carton

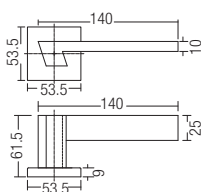


## SGLHR-GL22/F51

**Material** - Stainless Steel SUS304

**Finishing** - SS

**Packing** - 20 pairs/carton



## SGLHR-GL26/F51

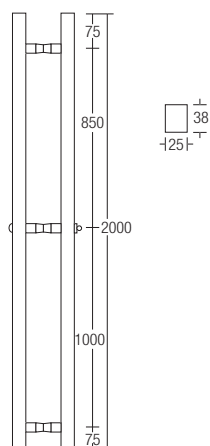
**Material** - Stainless Steel SUS304

**Finishing** - SS

**Packing** - 20 pairs/carton



**PULL  
HANDLE  
SERIES**



### SGPH-8204 S-2

#### Square Pull Handle

Material - Stainless Steel SUS304

Finishing - SS

Function - One Side Thumbturn

Size - 2000mm

### SGPH-8204 S-3

#### Square Pull Handle

Material - Stainless Steel SUS304

Finishing - SS

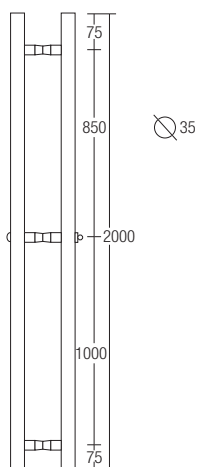
Function - Double Key

Size - 2000mm



Big Handle comes with lock, do not need to squat down to open the glass door.

## PULL HANDLES WITH LOCK



### SGPH-8200 R-1

#### Round Pull Handle

Material - Stainless Steel SUS304

Finishing - SS

Function - Thumbturn & Key

Size - 2000mm

### SGPH-8200 R-3

#### Round Pull Handle

Material - Stainless Steel SUS304

Finishing - SS

Function - Double Key

Size - 2000mm



Big Handle comes with lock, do not need to squat down to open the glass door.



# PULL HANDLE



## SGPH-273


**Material** - Steel

**Finishing** - AMB / PC

**Packing** - 10 pairs/carton

Size	A	B	C
38	900	580	100
38	1200	950	100
38	1600	1350	100

# PULL HANDLE




## SGPH-256

**Material** - Stainless Steel SUS304 + Wood

**Finishing** - Walnut / SSSP

Size	A	B	C
52	1500	1445	80



## SGPH-494

**Material** - Steel

**Finishing** - AMB + PC

Size	A	B	C
32	1200	800	74

# PULL HANDLE



Walnut



## SGPH-236

**Material** - Stainless Steel SUS304 + Wood

**Finishing** - Walnut

Size	A	B	C	Packing
25	310	200	70	30 pairs/carton
38	610	340	70	15 pairs/carton



Walnut



## SGPH-525

**Walnut Pull Handle**

**Material** - Stainless Steel SUS304 + Wood

**Finishing** - Walnut

**Packing** - 15 pairs/carton

Size	A	B	C
32	600	400	78
32	1200	950	78



Walnut



## SGPH-270

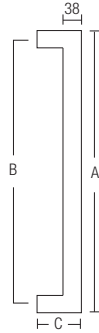
**Material** - Stainless Steel SUS304 + Wood

**Finishing** - Walnut

Size	A	B	C	Packing
38	600	400	78	15 pairs/ctn
38	900	600	78	10 pairs/ctn
38	1200	950	78	10 pairs/ctn

\* All the measurements are in millimeter (mm)  
 \* Dimensional data not binding. We reserve the right to alter specifications without notice.

# PULL HANDLE



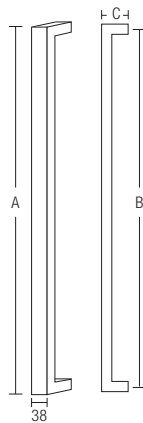
## SGPH-217A

**Material** - Stainless Steel SUS304

**Finishing** - SS

**Packing** - 10 pairs/carton

Size	A	B	C
38	600	562	80
38	900	862	80
38	1200	1162	80
38	1600	1562	80



## SGPH-218A

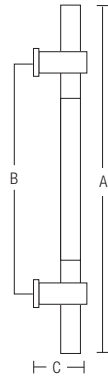
**Material** - Stainless Steel SUS304

**Finishing** - SS

**Packing** - 10 pairs/carton

Size	A	B	C
25 x 38	600	575	65
25 x 38	900	875	65
25 x 38	1200	1175	65

# PULL HANDLE

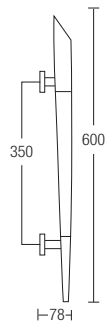


## SGPH-319

**Material** - Stainless Steel SUS304

**Finishing** - SMS

Size	A	B	C	Packing
25 x 45	600	395	64	15 pairs/carton



## SGPH-239

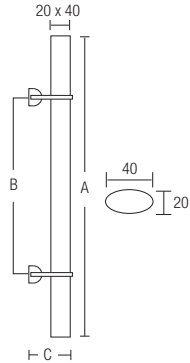
**Material** - Stainless Steel SUS304

**Finishing** - SSSP

**Packing** - 20 pairs/carton

Size	A	B	C
38	600	350	78

# PULL HANDLE



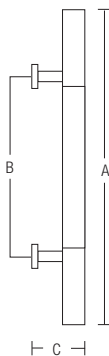
## SGPH-523

### Pull Handle

**Material** - Stainless Steel SUS304

**Finishing** - SS

Size	A	B	C	Packing
20 x 40	600	400 - 500	74	15 pairs/carton
20 x 40	900	700 - 800	74	10 pairs/carton
20 x 40	1200	900 - 1000	74	10 pairs/carton
20 x 40	1500	1000 - 1200	74	4 pairs/carton

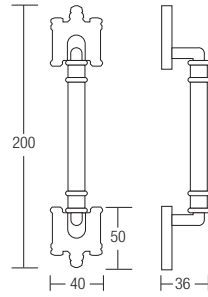


## SGPH-104

**Material** - Stainless Steel SUS304

Size	A	B	C	Finishing
32	450	288	68	SSSP / SS
32	600	400	68	SSSP / SMS
38	900	580	74	SSSP / SS / SMS
38	1200	950	74	SMS
45	1500	1200	90	SSSP
45	2100	1800	98	SSSP

## PULL HANDLE



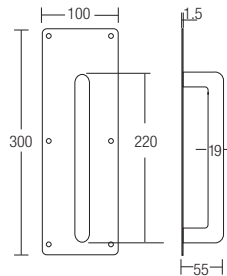
### SGPH-3001/200

Material - Aluminum

Finishing - AC

Packing - 20 pairs/carton

# PULL HANDLE



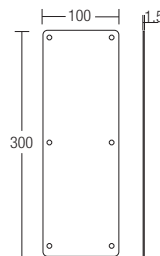
## SGPH-SZ001

### Pull Plate + Handle

**Material** - Stainless Steel SUS304

**Finishing** - SS

**Packing** - 20 pcs/carton



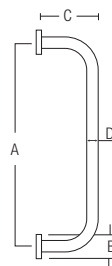
## SGPH-SZ002

### Push Plate

**Material** - Stainless Steel SUS304

**Finishing** - SS

**Packing** - 60 pcs/carton



## SGPH-053

### D-Pull Handle

**Material** - Stainless Steel SUS304

**Finishing** - SS


**Packing** - 50 pcs/carton

Size	A	B	C	D
19 x 150	150	52	63	19
19 x 229	229	52	63	19





**JDWPH-104**  
**PULL HANDLES**



**JDWPH-104**  
**Pull Handle**

- Material** - Stainless Steel 201
- Finishing** - SP
- Packing** - 10 pairs/carton


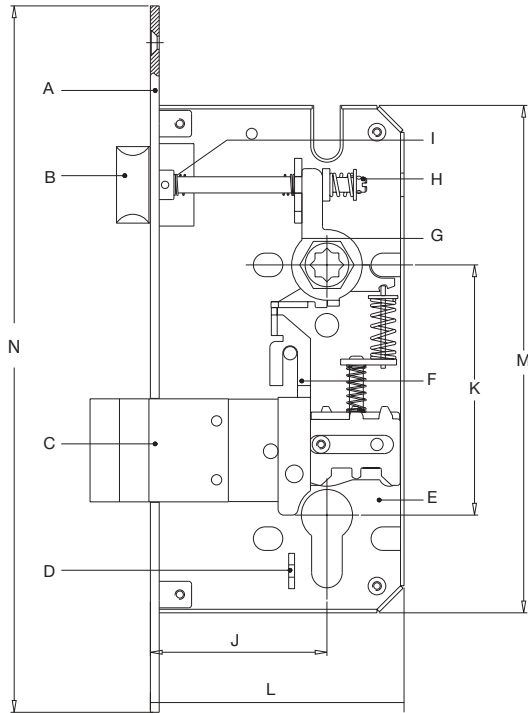
Size	A	B	C
38	150	1200	38

\* All the measurements are in millimeter (mm)  
\* Dimensional data not binding. We reserve the right to alter specifications without notice.



## MORTISE LOCK

# MORTISE LOCK



- A - Forend Plate
- B - Latch Bolt
- C - Dead Bolt
- D - Screw Channel for Cylinder
- E - Lockcase
- F - Action-arm
- G - Follower
- H - Turning Device
- I - Spring

- J - Backset
- K - Distance
- L - Lockcase Width
- M - Lockcase Height
- N - Forend Length
- O - Forend Width
- P - Lockcase Thickness
- Q - Forend Thickness



SUS304 Latch



SUS304 Bolt



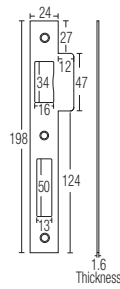
SUS304 Forend Plate & Striker Plate

Item	J	K	L	M	N	O	P	Q	SS	AB	PB	SUS304 Latch	SUS304 Bolt	Brass Latch	Brass Bolt	Fire Rated
25 x 85	25	85	42	172	240	23	15	3	●					●	●	
30 x 85	30	85	47	172	240	23	15	3	●					●	●	
40 x 85	40	85	67	172	240	23	15	3	●		●			●	●	
45 x 85	45	85	72	172	240	23	15	3	●					●	●	
50 x 85	50	85	76	172	240	23	15	3	●	●	●	●	●			●
60 x 85	60	85	87	172	240	23	15	3	●		●	●	●			●
70 x 85	70	85	97	172	240	23	15	3	●			●	●			●



\* All the measurements are in millimeter (mm)  
 \* Dimensional data not binding. We reserve the right to alter specifications without notice.

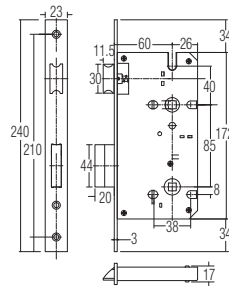
# MORTISE LOCK



## Mortise Sash Lock

- Description**
- With Latch bolt and Deadbolt.
  - Outside cylinder retracts latch bolt and lock or unlock Deadbolt.
  - Inside thumbturn or cylinder retracts latch bolt and lock or unlock Deadbolt.
  - Outside and inside handle/ knob always retracts latch bolt.

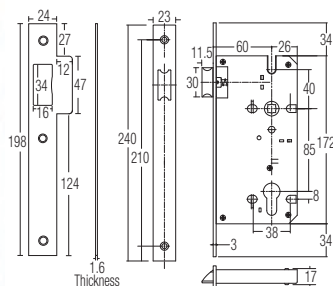
Code	Deadbolt Turn	Finishing	Backset	Packing
SGML-852500	1 turn	SS	25mm	25 sets/carton
SGML-853000	1 turn	SS	30mm	25 sets/carton
SGML-853500	2 turn	SS	35mm	25 sets/carton
SGML-854000	2 turn	SS	40mm	25 sets/carton
SGML-854500	2 turn	SS	45mm	25 sets/carton
SGML-856000	2 turn	SS	60mm	25 sets/carton



## Mortise Privacy

- Description**
- With Latch bolt and Deadbolt.
  - Outside coin-slots retracts latch bolt and lock or unlock Deadbolt.
  - Inside thumbturn retracts latch bolt and lock or unlock Deadbolt.
  - Outside and inside handle/ knob always retracts latch bolt.

Code	Deadbolt Turn	Finishing	Backset	Packing
SGML-856001	2 turn	SS	60mm	25 sets/carton



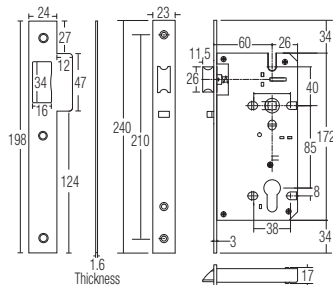
## Mortise Passage

- Description**
- With only latch bolt, No cylinder.
  - Outside and inside handle/ knob always retracts latch bolt.

Code	Deadbolt Turn	Finishing	Backset	Packing
SGML-856003	-	SS	60mm	25 sets/carton

\* All the measurements are in millimeter (mm)  
 \* Dimensional data not binding. We reserve the right to alter specifications without notice.

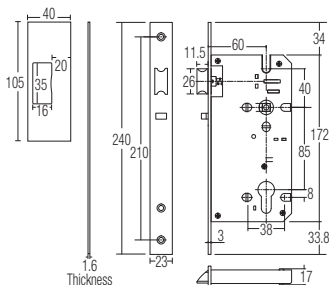
# MORTISE LOCK



## Mortise Storeroom

- Description**
- With Latch bolt and Auxiliary latch bolt.
  - Outside cylinder retracts latch bolt.
  - Outside One sided cylinder, inside no cylinder.
  - Outside no handle/ knob or rigid at all the time
  - Inside handle/ knob always retracts latch bolt .
  - Auxiliary latch bolt (Anti-thrust) .

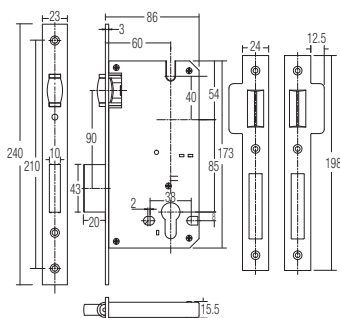
Code	Deadbolt Turn	Finishing	Backset	Packing
SGML-856005	2 turn	SS	60mm	25 sets/carton



## Mortise Classroom

- Description**
- With Latch bolt and Auxiliary latch bolt.
  - Outside cylinder retracts latch bolt.
  - Outside One sided cylinder, inside no cylinder.
  - Outside handle retracts latch bolt except when outside handle is locked by key.
  - Inside Handle always retracts latch bolt.
  - Auxiliary latch bolt (Anti-thrust).

Code	Deadbolt Turn	Finishing	Backset	Packing
SGML-856008	2 turn	SS	60mm	25 sets/carton



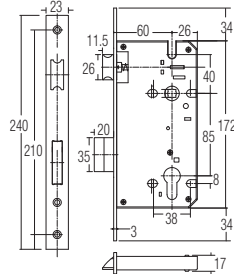
## Mortise Roller

- Description**
- With roller latch and Deadbolt.
  - Outside cylinder retracts roller latch and lock or unlock Deadbolt.
  - Inside cylinder retracts roller latch and lock or unlock Deadbolt.
  - Roller latch operated free moveable.

Code	Deadbolt Turn	Finishing	Backset	Packing
SGML-855010	2 turn	SS	50mm	25 sets/carton
SGML-856010	2 turn	SS	60mm	25 sets/carton

\* All the measurements are in millimeter (mm)  
 \* Dimensional data not binding. We reserve the right to alter specifications without notice.

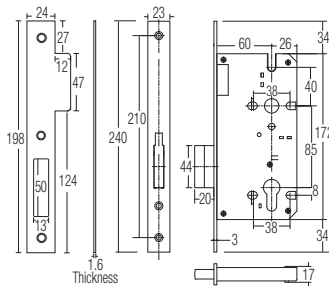
# MORTISE LOCK



## Mortise Anti-Panic

- Description**
- With Latch bolt and deadbolt.
  - Outside cylinder retracts latch bolt and lock or unlock deadbolt.
  - Inside cylinder retracts latch bolt and lock or unlock deadbolt.
  - Outside and inside handle/knob always retracts latch bolt.
  - Inside handle/knob can retract both latch bolt and deadbolt for emergency escape.

Code	Deadbolt Turn	Finishing	Backset	Packing
SGML-856011	1 turn	SS	60mm	25 sets/carton



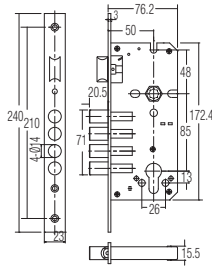
## Mortise Dead Lock

- Description**
- With only Deadbolt.
  - Outside key retracts deadbolt.
  - Inside thumbturn retracts deadbolt.

Code	Deadbolt Turn	Finishing	Backset	Packing
SGML-856012	2 turn	SS	60mm	25 sets/carton

\* All the measurements are in millimeter (mm)  
 \* Dimensional data not binding. We reserve the right to alter specifications without notice.

# MORTISE LOCK



## SGML-FB8550/00

### Four Bolt Mortise Lock

Finishing - SS

Backset - 50 / 60

Function - Entrance

Packing - 25 pcs/carton



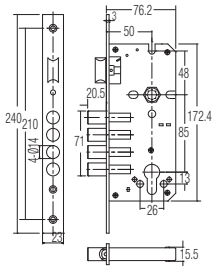
SUS304 Bolt



SUS304 Forend Plate & Striker Plate



4 x Anti-Saw Deadbolt



## SGML-FB8560/00

### Four Bolt Mortise Lock

Finishing - SS

Backset - 50 / 60

Function - Entrance

Packing - 25 pcs/carton



SUS304 Bolt

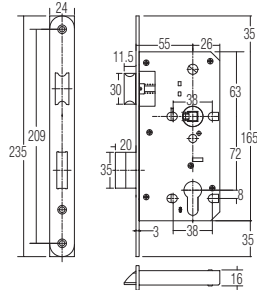


SUS304 Forend Plate & Striker Plate



4 x Anti-Saw Deadbolt

# MORTISE LOCK



## SGML-725500

### Mortise Sash Lock

Finishing - SS

Backset - 55

Function - Entrance

Packing - 25 pcs/carton




SUS304 Latch



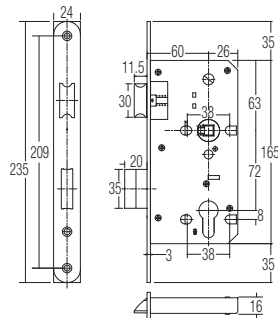
SUS304 Bolt



SUS304 Forend Plate & Striker Plate



SUS304 Diecast Follower



## SGML-726000

### Mortise Sash Lock

Finishing - SS

Backset - 60

Function - Entrance

Packing - 25 pcs/carton




SUS304 Latch



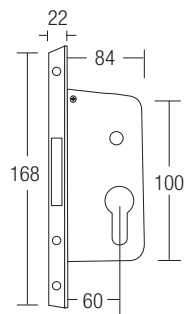
SUS304 Bolt



SUS304 Forend Plate & Striker Plate



SUS304 Diecast Follower



## SGML-D118/60

### Mortise Dead Lock

Finishing - SS

Backset - 60

Packing - 25 pcs/carton



SUS304 Bolt



SUS304 Forend Plate & Striker Plate

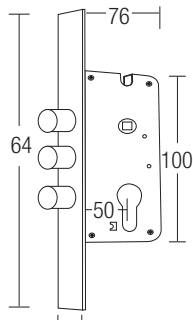


SUS304 Lockcase & Striker Plate

\* All the measurements are in millimeter (mm)  
 \* Dimensional data not binding. We reserve the right to alter specifications without notice.



# MORTISE LOCK



## SGML-D102/50

### Security Dead Lock

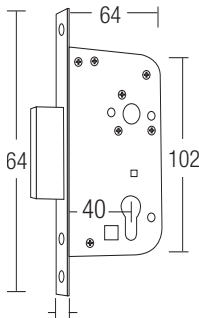
- Finishing - SS
- Backset - 50
- Packing - 20 pcs/carton



SUS304 Forend Plate & Striker Plate



Anti-Saw Deadbolt



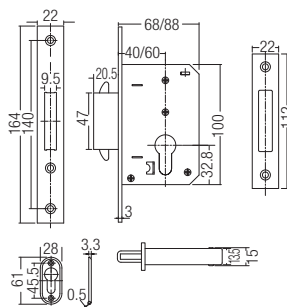
## SGML-D8306/40

### Dead Lock

- Finishing - SS
- Backset - 40
- Packing - 40 pcs/carton



SUS304 Front Plate & Striker Plate



## SGML-181

### Sliding Mortise Lock-Double Hook

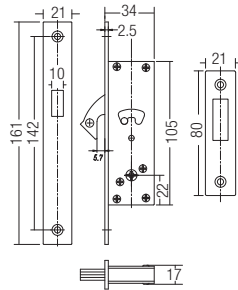
- Finishing - SS
- Packing - 40 pcs/carton
- Backset - 40 / 60



SUS304 Front Plate & Striker Plate

\* All the measurements are in millimeter (mm)  
 \* Dimensional data not binding. We reserve the right to alter specifications without notice.

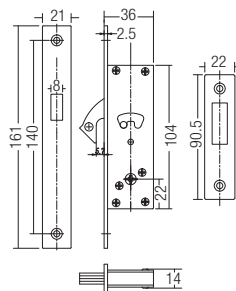
# MORTISE LOCK



## SGML-H1683

### Single Mortise Hook Lock

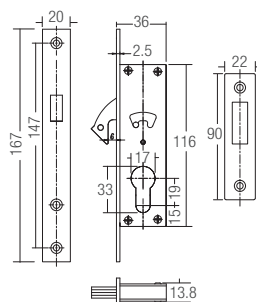
- Finishing - SS
- Backset - 20
- Packing - 5 pcs/box, 50 pcs/carton



## SGML-H1684

### Single Mortise Hook Lock

- Finishing - SS
- Backset - 20
- Packing - 6 pcs/box, 36 pcs/carton



## SGML-H1689

### Single Mortise Hook Lock

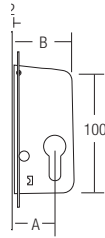
- Finishing - SS
- Backset - 20
- Packing - 6 pcs/box, 36 pcs/box



SUS304 Front Plate & Striker Plate

\* All the measurements are in millimeter (mm)  
 \* Dimensional data not binding. We reserve the right to alter specifications without notice.

# MORTISE LOCK



## SGML-H119

### Hook Lock

Finishing - SS

Backset	A	B	Packing
50	50	62	50 pcs/carton



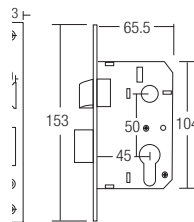
SUS304 Front Plate & Striker Plate



SUS304 Hook Lock



SUS304 Lockcase



## SGML-504500

### Mortise Lock

Finishing - SS

Backset - 45

Packing - 40 pcs

# MORTISE LOCK



## FEATURES & BENEFITS

- Designed for openings that require multiple latching points within one locking mechanism.
- Ideal for tenant spaces or apartment buildings requiring additional or enhance security.
- Three-point pin bolt lockset for added security.
- Reversible latch for flexibility during installation.
- Forend and strike plate are SUS304.

### SGML-FBMP8550/00/SS

### SGML-FBMP8560/00/SS

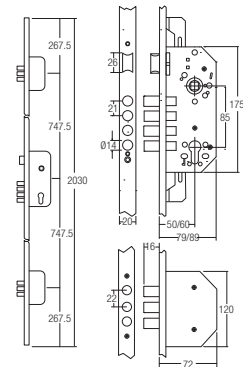
### 3 Points Four Bolts Multi Point Lock

Finishing - SS


Backset - 50 / 60

Function - Entrance

Packing - 10 pcs/carton



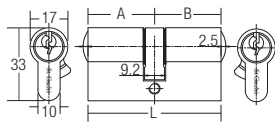
# EURO PROFILE CYLINDER



## SGEP-D Double Key Profile Cylinder

Material - Brass

Packing - 10 pcs/box, 60 pcs/carton

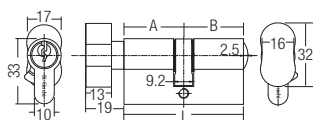



Code	L	A	B
SGEP-D2525/SN	50	25	25
SGEP-D3030/SN	60	30	30
SGEP-D3030/SN	60	30	30
SGEP-D3535/SN	70	35	35
SGEP-D3535/SN/ZP	70	35	35
SGEP-D3535/SN/ZP/5H	70	35	35
SGEP-D4040	80	40	40

## SGEP-S Thumbturn & Key Profile Cylinder

Material - Brass

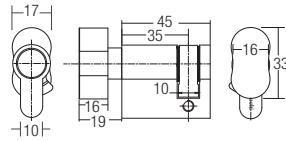
Packing - 10 pcs/box, 60 pcs/box



Code	L	A	B
SGEP-S3030/SN	60	30	30
SGEP-S3030/SN/ZP	60	30	30
SGEP-S3535/SN	70	35	35
SGEP-S3535/SN/ZP/5H	70	35	35
SGEP-S3535/SN/ZP/6H	70	35	35
SGEP-S4040/SN 80mm	80	40	40
SGEP-S4545/SN 90mm	90	45	45
SGEP-S6262/SN 125mm	125	62	62

\* All the measurements are in millimeter (mm)  
 \* Dimensional data not binding. We reserve the right to alter specifications without notice.

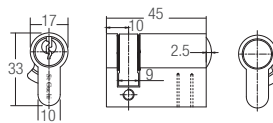
# EURO PROFILE CYLINDER



## SGEP-OT1035/SN 45mm

**One sided thumbturn Profile Cylinder**

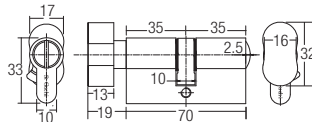

- Material** - Brass
- Finishing** - SN
- Function** - Half Cylinder with Thumbturn
- Packing** - 10 pcs/box, 60 pcs/carton



## SGEP-OK1035/SN 45mm

**One sided key Profile Cylinder**

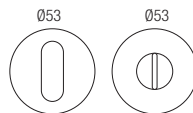
- Material** - Brass
- Finishing** - SN
- Function** - Half Cylinder with Key
- Packing** - 10 pcs/box, 60 pcs/carton



## SGEP-P3535/SN 70mm

**Thumbturn & Emergency Slot Profile Cylinder**

- Material** - Brass
- Finishing** - SN
- Function** - 70mm Thumbturn & Emergency Slot Premier
- Packing** - 10 pcs/box, 60 pcs/carton



## SGDB-IB004

- Material** - Stainless Steel SUS304
- Finishing** - SS
- Function** - Thumbturn with E-slok
- Packing** - 100 pcs/box

\* All the measurements are in millimeter (mm)  
 \* Dimensional data not binding. We reserve the right to alter specifications without notice.



**GRIPSET**

## GRIPSET

### SPECIFICATIONS

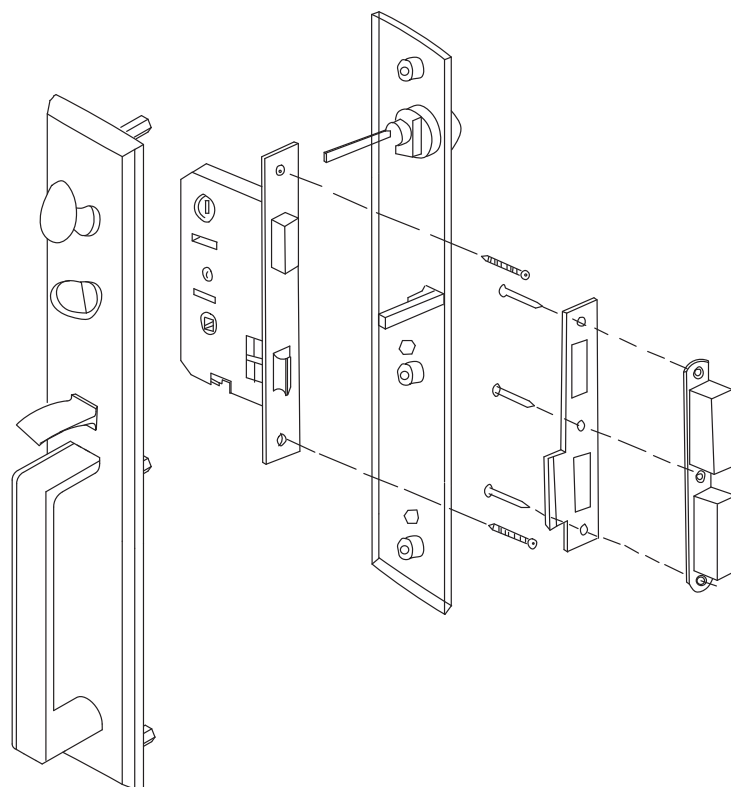
- Full Stainless Steel SUS304 Mortise
- Stainless Steel SUS304 2.5mm thickness Forend plate (Square)
- Stainless Steel SUS304 1mm thickness Striker plate (Square)
- Stainless Steel SUS304 1 x Latch bolt
- Stainless Steel SUS304 1 x Square Deadbolt
- Stainless Steel 1.2mm Lockcase
- Stainless Steel SUS304 8mm x 8mm Follower
- Solid Brass Cylinder
- Full Solid Stainless Steel SUS304 Handle

### FEATURES

- 60mm Backset of door
- 80mm Center distance of lock
- Extra Double Security Lock
- 1 Turn Deadbolt
- Reversible Latch Bolt
- Double Handle

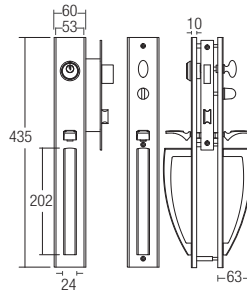
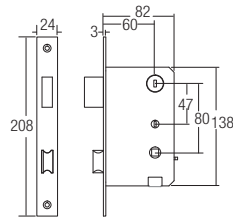


### Exploded View



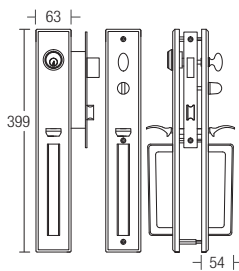
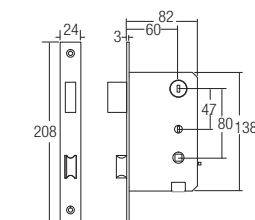


# GRIPSET - MORTISE GRIPSET



## SGMH-6080/5008/54

Material	- Stainless Steel SUS304
Finishing	- SSSP
Backset	- 60
Door Thickness	- 36 - 52
Packing	- 4 sets/carton



## SGMH-6080/4008/54

Material	- Stainless Steel SUS304
Finishing	- SSSP
Backset	- 60
Door Thickness	- 36 - 52
Packing	- 6 sets/carton

\* All the measurements are in millimeter (mm)  
 \* Dimensional data not binding. We reserve the right to alter specifications without notice.

## GRIPSET

### SPECIFICATIONS

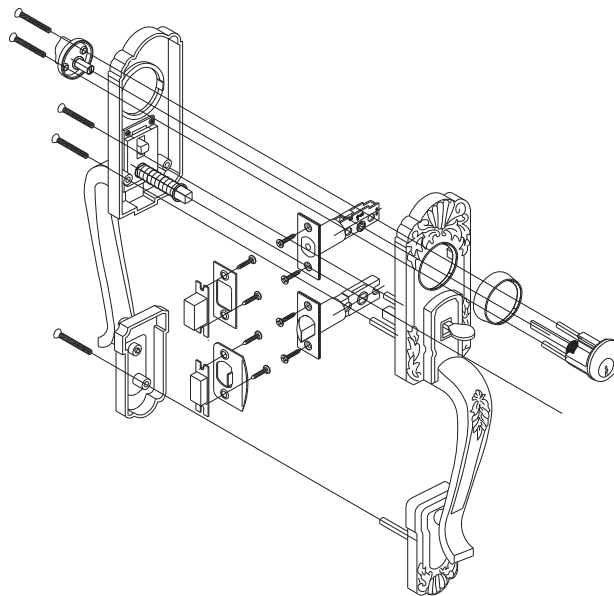
- Chrome Plated Steel 1.0mm thickness x 2 Forend plate (Square)
- Chrome Plated Steel 1.0mm thickness x 2 Striker plate (Square)
- Chrome Plated Zinc Diecast Curve Design Latch bolt
- Chrome Plated Zinc Diecast Deadbolt with Hardened Steel Pin
- Solid Brass Cylinder
- Zinc Diecast Double Handle

### FEATURES

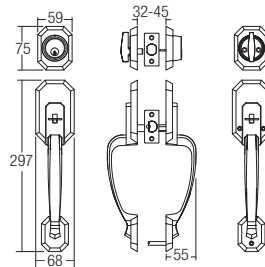
- 60 - 70mm Adjustable Backset of door
- 1 Turn Deadbolt
- Applied To The Left Or Right Open Door
- Easy to Install



### Exploded View

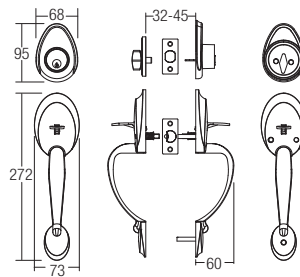


**GRIPSET**



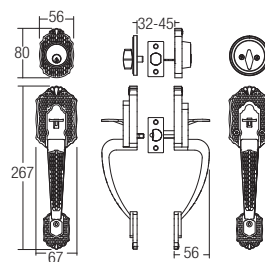
**SGTH-160**

<b>Material</b>	- Zinc Diecast
<b>Finishing</b>	- SN / AC
<b>Backset</b>	- 60 - 70 (Adjustable)
<b>Door Thickness</b>	- 32 - 45
<b>Packing</b>	- 6 sets/carton



**SGTH-180**

<b>Material</b>	- Zinc Diecast
<b>Finishing</b>	- SN / AC
<b>Backset</b>	- 60 - 70 (Adjustable)
<b>Door Thickness</b>	- 32 - 45
<b>Packing</b>	- 6 sets/carton

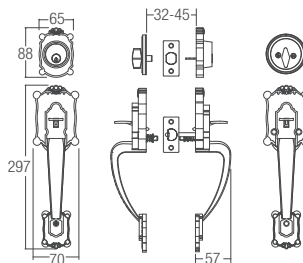


**SGTH-200S**

<b>Material</b>	- Zinc Diecast
<b>Finishing</b>	- AC
<b>Backset</b>	- 60 - 70 (Adjustable)
<b>Door Thickness</b>	- 32 - 45
<b>Packing</b>	- 12 sets/carton

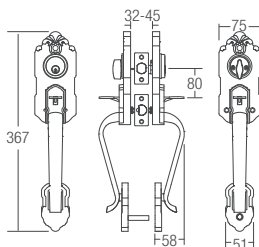
\* All the measurements are in millimeter (mm)  
 \* Dimensional data not binding. We reserve the right to alter specifications without notice.

**GRIPSET**



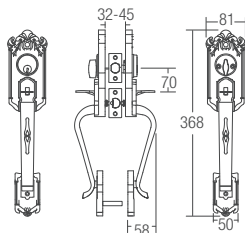

**SGTH-260**

<b>Material</b>	- Zinc Diecast
<b>Finishing</b>	- AB / AC
<b>Backset</b>	- 60 - 70 (Adjustable)
<b>Door Thickness</b>	- 32 - 45
<b>Packing</b>	- 6 sets/carton



**SGTH-280**

<b>Material</b>	- Zinc Diecast
<b>Finishing</b>	- AC
<b>Backset</b>	- 60 - 70 (Adjustable)
<b>Door Thickness</b>	- 32 - 45
<b>Packing</b>	- 12 sets/carton

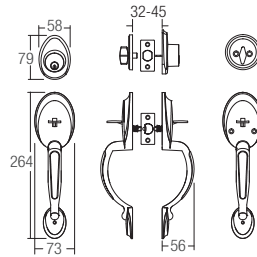


**SGTH-320**

<b>Material</b>	- Zinc Diecast
<b>Finishing</b>	- AB / AC
<b>Backset</b>	- 60 - 70 (Adjustable)
<b>Door Thickness</b>	- 32 - 45
<b>Packing</b>	- 6 sets/carton

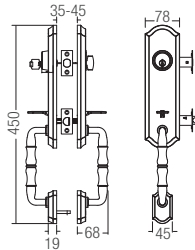
\* All the measurements are in millimeter (mm)  
 \* Dimensional data not binding. We reserve the right to alter specifications without notice.

# GRIPSET



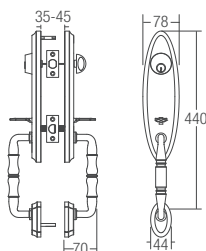
## SGTH-380

<b>Material</b>	- Zinc Diecast
<b>Finishing</b>	- AC / SN
<b>Backset</b>	- 60 - 70 (Adjustable)
<b>Door Thickness</b>	- 32 - 45
<b>Packing</b>	- 6 sets/carton, 12 sets/carton



## SGTH-500

<b>Material</b>	- Zinc Diecast
<b>Finishing</b>	- AC / SN
<b>Backset</b>	- 60 - 70 (Adjustable)
<b>Door Thickness</b>	- 35 - 45
<b>Packing</b>	- 6 sets/carton

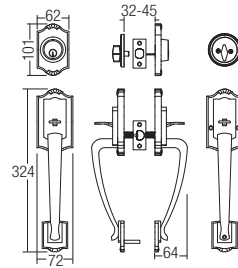


## SGTH-70750

<b>Material</b>	- Zinc Diecast
<b>Finishing</b>	- AC / SN
<b>Backset</b>	- 60 - 70 (Adjustable)
<b>Door Thickness</b>	- 35 - 45
<b>Packing</b>	- 6 sets/carton

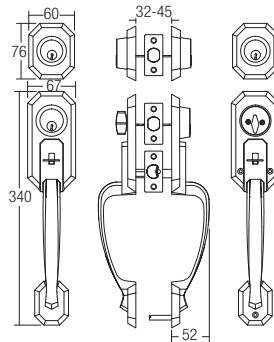
\* All the measurements are in millimeter (mm)  
 \* Dimensional data not binding. We reserve the right to alter specifications without notice.

# GRIPSET



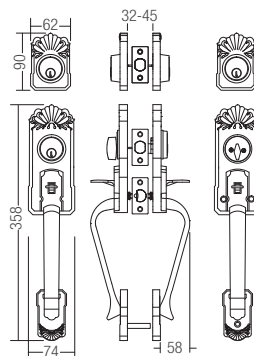
## SGTH-8031

<b>Material</b>	- Zinc Diecast
<b>Finishing</b>	- AC
<b>Backset</b>	- 60 - 70 (Adjustable)
<b>Door Thickness</b>	- 32 - 45
<b>Packing</b>	- 6 sets/carton



## SGTH-8083

<b>Material</b>	- Zinc Diecast
<b>Finishing</b>	- SN
<b>Backset</b>	- 60 - 70 (Adjustable)
<b>Door Thickness</b>	- 32-45
<b>Packing</b>	- 6 sets/carton

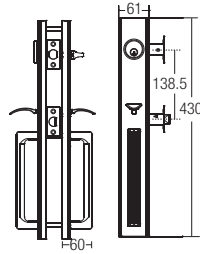


## SGTH-8093

<b>Material</b>	- Zinc Diecast
<b>Finishing</b>	- AB / AC
<b>Backset</b>	- 60 - 70 (Adjustable)
<b>Door Thickness</b>	- 32 - 45
<b>Packing</b>	- 6 sets/carton

\* All the measurements are in millimeter (mm)  
 \* Dimensional data not binding. We reserve the right to alter specifications without notice.

# GRIPSET



## SGTH-8311

**Material** - Zinc Diecast

**Finishing** - SN

**Backset** - 60 - 70 (Adjustable)

**Door Thickness** - 25 - 45

**Packing** - 6 sets/carton

# DEADBOLT LOCK



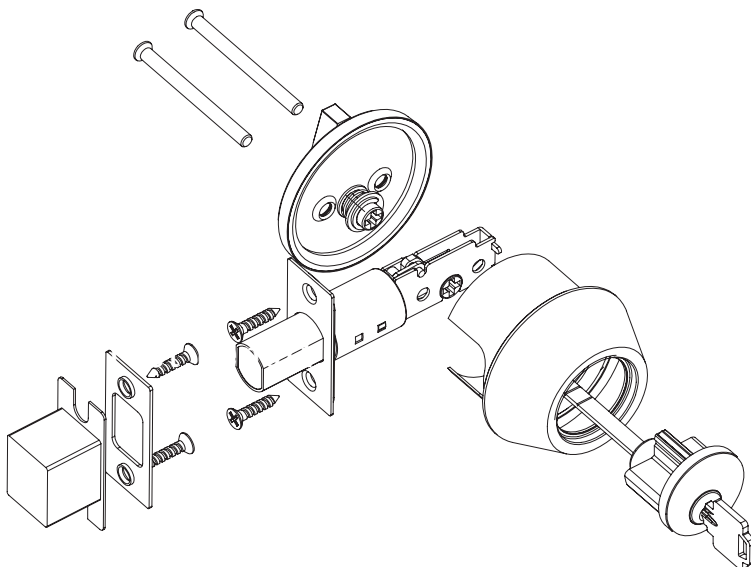
## SPECIFICATIONS

- Chrome Plated Steel 1.0mm thickness Forend pate (Square)
- Chrome Plated Steel 1.0mm thickness Striker plate (Square)
- Chrome Plated Zinc Diecast Deadbolt with Hardened Steel Pin
- Solid Brass Cylinder

## FEATURES

- 60 - 70mm Adjustable Backset of door
- 1 Turn Deadbolt
- Applied To The Left Or Right Open Door
- Easy to Install

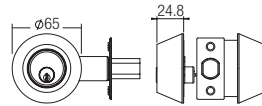
## Exploded View



\* All the measurements are in millimeter (mm)  
 \* Dimensional data not binding. We reserve the right to alter specifications without notice.



# DEADBOLT LOCK



## SGDB-D262

### Deadbolt

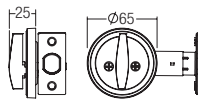
**Material** - Stainless Steel SUS304

**Backset** - 60 - 70

**Door Thickness** - 32 - 47

**Packing** - 6 sets/box, 24 sets/carton

Code	Function	Finishing
SGDB-D262	Double Cylinder	SS
SGDB-D292	Double Cylinder	AC



## SGDB-D264 Deadbolt

### Deadbolt

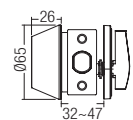
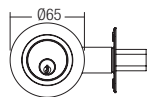
**Function** - One Sided Thumbturn

**Backset** - 60 - 70

**Door Thickness** - 32 - 47

**Packing** - 6 sets/box, 24 sets/carton

Code	Material	Finishing
SGDB-D264	Stainless Steel SUS304	SS
SGDB-D294	Brass	AC



## SGDB-D291 Deadbolt

### Deadbolt

**Material** - Brass

**Backset** - 60 - 70

**Door Thickness** - 32 - 47

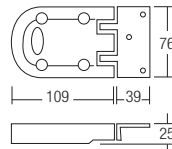
**Packing** - 6 sets/box, 24 sets/carton

Code	Function	Finishing
SGDB-D261	Thumbturn & Key	SS
SGDB-D291	Thumbturn & Key	AC



\* All the measurements are in millimeter (mm)  
 \* Dimensional data not binding. We reserve the right to alter specifications without notice.

# DEADBOLT LOCK



## SGDB-K102

### Jimmy Proof Lock

<b>Material</b>	- Zinc Diecast
<b>Function</b>	- Deadlock
<b>Backset</b>	- 80
<b>Door Thickness</b>	- 32 - 45
<b>Finishing</b>	AB/SN
<b>Packing</b>	- 6 sets/box, 24 sets/carton

# TUBULAR LEVER



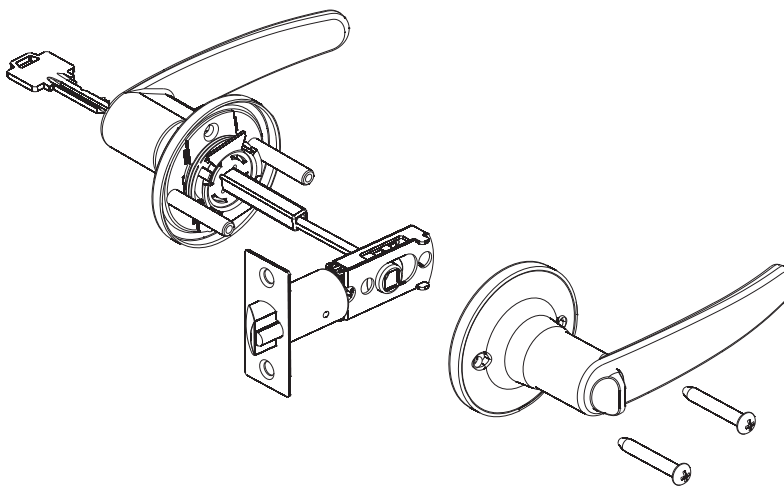
## SPECIFICATIONS

- Chrome Plated Steel 1.0mm thickness Forend pate (Square)
- Chrome Plated Steel 1.0mm thickness Striker plate (Square)
- Chrome Plated Zinc Diecast Curve Design Latch Bolt
- Solid Brass Cylinder and Cylinder Cover

## FEATURES

- 60 - 70mm Adjustable Backset of door
- 1 Turn to Lock
- Applied To The Left Or Right Open Door
- Easy to Install

## Exploded View



\* All the measurements are in millimeter (mm)  
 \* Dimensional data not binding. We reserve the right to alter specifications without notice.

# TUBULAR LEVER

Function Description	Illustration
<p><b>Entrance</b> Push button locking. Pushing button on inside to lock outside knob until unlocked by key or by turning inside knob.</p>	
<p><b>Privacy</b> Push button locking. Pushing on inside to lock outside knob. Turning inside knob or closing door releases push button. Emergency release in outside knob with flat narrow tool.</p>	
<p><b>Passage</b> Latch bolt by knobs at all times. Always unlocked.</p>	



## SGTL-6313

### Concealed Fixing

Material	- Zinc Diecast
Backset	- 60 - 70 (Adjustable)
Door Thickness	- 32 - 47
Finishing	Grey
Function	Entrance
Packing	- 5 sets/box, 20 sets/carton



## SGTL-6314

### Concealed Fixing

Material	- Zinc Diecast
Backset	- 60 - 70 (Adjustable)
Door Thickness	- 32 - 47
Packing	- 5 sets/box, 20 sets/carton
Finishing	- SN/GREY
Function	- Entrance, Privacy

\* All the measurements are in millimeter (mm)  
\* Dimensional data not binding. We reserve the right to alter specifications without notice.

# TUBULAR LEVER



## SGTL-6317

### Concealed Fixing

Material	- Zinc Diecast
Backset	- 60 - 70 (Adjustable)
Door Thickness	- 32 - 47
Finishing	- SN/Grey
Function	- Entrance/Privacy
Packing	- 5 sets/box, 20 sets/carton



## SGTL-6318

### Concealed Fixing

Material	- Zinc Diecast
Backset	- 60 - 70 (Adjustable)
Door Thickness	- 32 - 47
Finishing	SN/Grey
Function	Entrance/Privacy
Packing	- 5 sets/box, 20 sets/carton

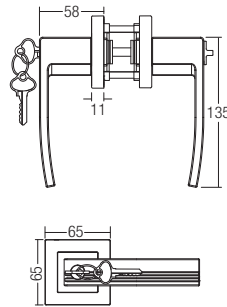


## SGTL-6322

Material	- Zinc Diecast
Backset	- 60 - 70 (Adjustable)
Door Thickness	- 32 - 47
Finishing	- SN
Function	- Entrance/Privacy
Packing	- 5 sets/box, 20 sets/carton

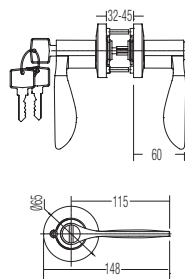
\* All the measurements are in millimeter (mm)  
 \* Dimensional data not binding. We reserve the right to alter specifications without notice.

# TUBULAR LEVER



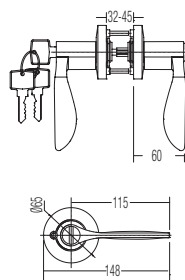
## SGTL-8833

<b>Material</b>	- Zinc Diecast
<b>Backset</b>	- 60 - 70 (Adjustable)
<b>Door Thickness</b>	- 35 - 47
<b>Finishing</b>	SN
<b>Function</b>	Entrance/ Privacy
<b>Packing</b>	- 5 sets/box, 20 sets/carton



## SGTL-6502

<b>Material</b>	- Zinc Diecast
<b>Backset</b>	- 60 - 70 (Adjustable)
<b>Door Thickness</b>	- 32 - 47
<b>Finishing</b>	SN
<b>Function</b>	Entrance/ Privacy
<b>Packing</b>	- 5 sets/box, 20 sets/carton



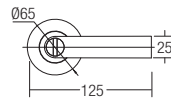
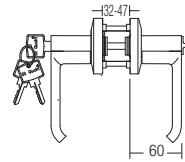
## SGTL-6502

### Concealed Fixing

<b>Material</b>	- Zinc Diecast
<b>Backset</b>	- 60 - 70 (Adjustable)
<b>Door Thickness</b>	- 32 - 47
<b>Finishing</b>	- AC
<b>Function</b>	- Entrance
<b>Packing</b>	- 5 sets/box, 20 sets/carton

\* All the measurements are in millimeter (mm)  
 \* Dimensional data not binding. We reserve the right to alter specifications without notice.

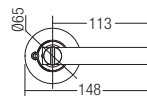
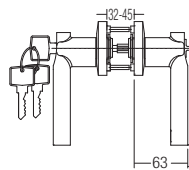

# TUBULAR LEVER



## SGTL-6509

### Concealed Screw

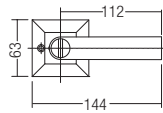
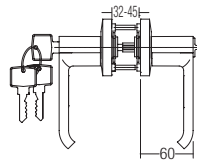
<b>Material</b>	- Zinc Diecast
<b>Backset</b>	- 60 - 70 (Adjustable)
<b>Door Thickness</b>	- 32 - 47
<b>Finishing</b>	SN
<b>Function</b>	Entrance/ Privacy
<b>Packing</b>	- 5 sets/box, 20 sets/carton



## SGTL-6511

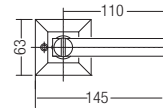
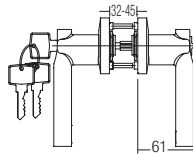
<b>Material</b>	- Zinc Diecast
<b>Finishing</b>	- SN
<b>Backset</b>	- 60 - 70 (Adjustable)
<b>Door Thickness</b>	- 32 - 47
<b>Function</b>	- Entrance/ Privacy
<b>Packing</b>	- 5 sets/box, 20 sets/carton

# TUBULAR LEVER



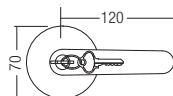
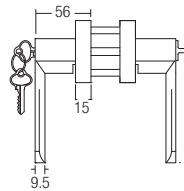
## SGTL-8809

<b>Material</b>	- Zinc Diecast
<b>Finishing</b>	- SN
<b>Backset</b>	- 60 - 70 (Adjustable)
<b>Door Thickness</b>	- 35 - 47
<b>Function</b>	Entrance/ Privacy
<b>Packing</b>	- 5 sets/box, 20 sets/carton



## SGTL-8811

<b>Material</b>	- Zinc Diecast
<b>Finishing</b>	- SN
<b>Backset</b>	- 60 - 70 (Adjustable)
<b>Door Thickness</b>	- 32 - 47
<b>Function</b>	- Entrance/ Privacy
<b>Packing</b>	- 5 sets/box, 20 sets/carton



## SGTL-1067

<b>Material</b>	- Zinc Diecast
<b>Finishing</b>	- SN
<b>Backset</b>	- 60 - 70 (Adjustable)
<b>Door Thickness</b>	- 35 - 47
<b>Function</b>	- Entrance/ Privacy
<b>Packing</b>	- 5 sets/box, 20 sets/carton

\* All the measurements are in millimeter (mm)  
 \* Dimensional data not binding. We reserve the right to alter specifications without notice.



# TUBULAR LEVER



## SGTL-8600

### Tubular Lever

<b>Material</b>	- Zinc Diecast
<b>Backset</b>	- 60 - 70 (Adjustable)
<b>Door Thickness</b>	- 32 - 47
<b>Packing</b>	- 6 sets/box, 24 sets/carton

Code	Finishing	Function
------	-----------	----------

SGTL-8600	SN	Entrance
SGTL-8610	SN	Privacy
SGTL-8630	SN	Passage
SGTL-8900	AC	Entrance



## SGTL-527

### Tubular Knobset

<b>Material</b>	- Stainless Steel SUS304 / Brass
<b>Backset</b>	- 60 - 70 (Adjustable)
<b>Door Thickness</b>	- 32 - 45
<b>Finishing</b>	SS / AC
<b>Function</b>	Entrance / Privacy
<b>Packing</b>	- 6 sets/box, 24 sets/carton

## TUBULAR LEVER - TUBULAR LEVER ON PLATE



### SPECIFICATIONS

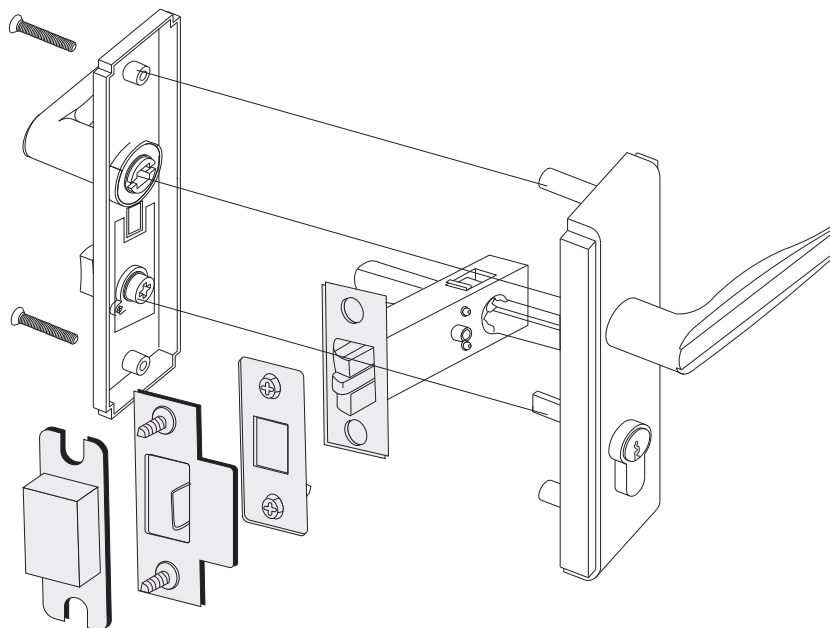
- Chrome Plated Steel 1.0mm thickness Forend plate (Square)
- Chrome Plated Steel 1.0mm thickness Striker plate (Square)
- Chrome Plated Zinc Diecast Trigeminal Latch bolt
- Chrome Plated Zinc Diecast Back Plate
- Solid Brass Cylinder

### FEATURES

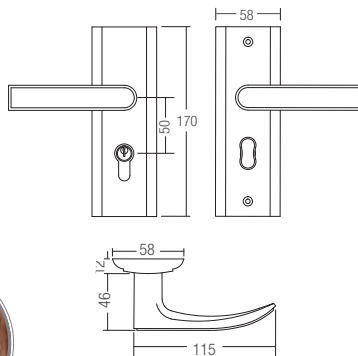
- Replaceable For Cylindrical & Tubular Lock
- 60mm Adjustable Backset of door
- 1 Turn to Lock
- Applied To The Left Or Right Open Door
- Easy to Install

Available for : Internal Door

### Exploded View

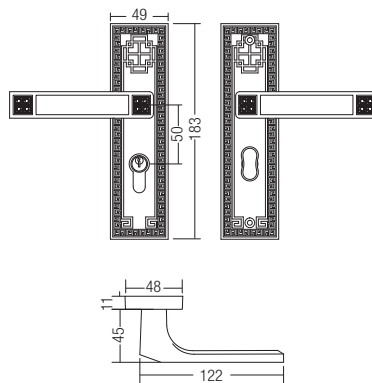


# TUBULAR LEVER - TUBULAR LEVER ON PLATE



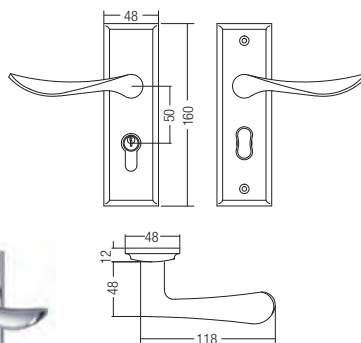
## SGTLP-0910

Material	- Zinc Diecast
Finishing	- DAB / AC
Function	- Entrance
Backset	- 60
Door Thickness	- 32 - 45
Packing	- 12 sets/carton



## SGTLP-0915

Material	- Zinc Alloy
Finishing	- DAB
Function	- Entrance
Backset	- 60
Door Thickness	- 34 - 47
Packing	- 12 sets/carton



## SGTLP-0913

Material	- Zinc Alloy
Finishing	- SSSP
Function	- Entrance
Backset	- 60
Door Thickness	- 34 - 47
Packing	- 12 sets/carton

\* All the measurements are in millimeter (mm)  
 \* Dimensional data not binding. We reserve the right to alter specifications without notice.

# CYLINDRICAL LOCK



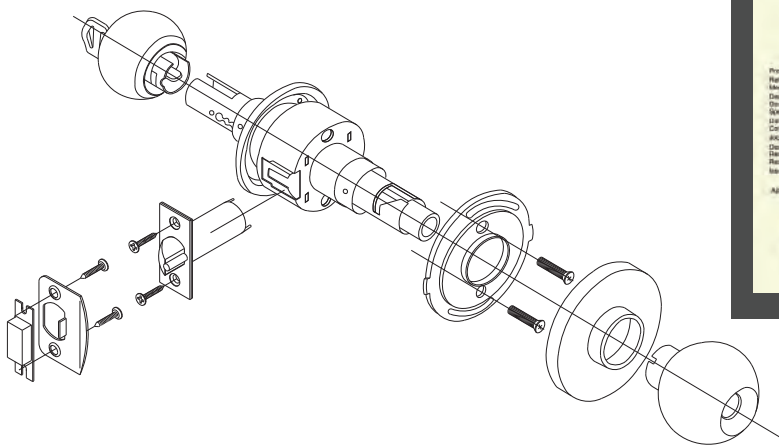
## SPECIFICATIONS

- Chrome Plated Steel 1.0mm thickness Forend Plate (Square)
- Chrome Plated Steel 1.0mm thickness Striker Plate (Square)
- Chrome Plated Zinc Diecast Curve Design Latch Bolt
- Solid Brass Cylinder

## FEATURES

- 60mm or 70mm Backset of Door
- Applied To The Left Or Right Open Door
- Easy to Install

## Exploded View



\* All the measurements are in millimeter (mm)  
 \* Dimensional data not binding. We reserve the right to alter specifications without notice.

# CYLINDRICAL LOCK

Function	Function Description	Illustration
<b>Entrance</b>	Push-button locking on inside to lock outside knob.	
	Outside knob retracts latch bolt, unless locked.	
	Outside cylinder retracts latch bolt when outside knob is locked.	
	Inside knob always retracts latch bolt.	
	Close door does not unlock outside knob.	
<b>Privacy</b>	Push-button locking on inside to lock outside knob.	
	Outside knob retracts latchbolt, unless locked.	
	Emergency release in outside knob with flat narrow tool.	
	Inside knob always retracts latch bolt.	
	Turning inside knob or close door releases button.	
<b>Passage</b>	Inside and outside knob always retracts latch bolt.	
<b>Storeroom</b>	Outside knob rigid at all times.	
	Outside cylinder retracts latch bolt.	
	Inside knob always retracts latch bolt.	
	Close door does not unlock outside knob.	
<b>Patio</b>	Push-button locking on inside to lock outside knob.	
	Outside knob retracts latch bolt, unless locked.	
	Inside knob always retracts latch bolt.	
	Turning inside knob or close door releases button.	
<b>Communicating without key</b>	Blank rose outside.	
	Inside knob always retracts latch bolt.	
<b>Communicating with key</b>	Blank rose outside.	
	Lock and unlock by cylinder inside only.	
	Inside knob retracts latch bolt, unless locked.	

\* Backset 70mm available upon request



## SGCD-9600

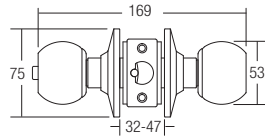
- Material** - Stainless Steel SUS304 / Brass
- Backset** - 60
- Door Thickness** - 32 - 45
- Packing** - 6 sets/box, 24 sets/carton

Code	Finishing	Function
SGCD-9600	SS	Entrance
SGCD-9610	SS	Privacy
SGCD-9630	SS	Passage
SGCD-9650	SS	Storeroom
SGCD-9900	AC	Entrance
SGCD-9910	AC	Privacy



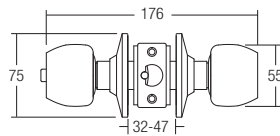
\* All the measurements are in millimeter (mm)  
 \* Dimensional data not binding. We reserve the right to alter specifications without notice.

# CYLINDRICAL LOCK



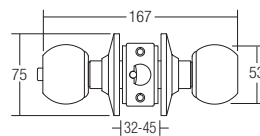
## SGCD-3100

<b>Material</b>	- Wooden Knob - Brass
<b>Finishing</b>	- AC
<b>Function</b>	- Entrance
<b>Backset</b>	- 60
<b>Door Thickness</b>	- 32 - 45
<b>Packing</b>	- 6 sets/box, 24 sets/carton



## SGCD-8100

<b>Material</b>	- Wooden Knob - Brass
<b>Finishing</b>	- AC
<b>Function</b>	- Entrance
<b>Backset</b>	- 60
<b>Door Thickness</b>	- 32 - 45
<b>Packing</b>	- 6 sets/box, 24 sets/carton




## SGCD-36200

<b>Material</b>	- Stainless Steel SUS304
<b>Finishing</b>	- SSSP
<b>Function</b>	- Entrance
<b>Backset</b>	- 60
<b>Door Thickness</b>	- 32 - 45
<b>Packing</b>	- 6 sets/box, 24 sets/carton

\* All the measurements are in millimeter (mm)  
 \* Dimensional data not binding. We reserve the right to alter specifications without notice.

# CYLINDRICAL LOCK



## SGCD-37300

<b>Material</b>	- Brass
<b>Finishing</b>	- SBPB
<b>Function</b>	- Entrance
<b>Backset</b>	- 60
<b>Door Thickness</b>	- 32 - 45
<b>Packing</b>	- 6 sets/box, 24 sets/carton



## SGCD-1000

<b>Material</b>	- Stainless Steel SUS304
<b>Finishing</b>	- SSSP
<b>Function</b>	- Entrance
<b>Backset</b>	- 60
<b>Door Thickness</b>	- 32 - 47
<b>Packing</b>	- 6 sets/box, 24 sets/carton



## SGCD-3600

<b>Material</b>	- Stainless Steel SUS304
<b>Finishing</b>	- SS
<b>Backset</b>	- 60 / 70
<b>Door Thickness</b>	- 32 - 47
<b>Packing</b>	- 30 sets/carton



Code	Function
SGCD-3600	Entrance
SGCD-3610	Privacy
SGCD-3630	Passage
SGCD-3650	Storeroom

\* All the measurements are in millimeter (mm)  
 \* Dimensional data not binding. We reserve the right to alter specifications without notice.

# CYLINDRICAL LOCK



## SGCD-3000


<b>Material</b>	- Stainless Steel SUS304
<b>Finishing</b>	- SS
<b>Backset</b>	- 60 / 70
<b>Door Thickness</b>	- 32 - 45
<b>Packing</b>	- 30 sets/carton

Code	Function
SGCD-3000	Entrance
SGCD-3010	Privacy
SGCD-3020	Patio
SGCD-3030	Passage
SGCD-3050	Storeroom
SGCD-3090	Communication w/key

## SGCD-V3000

<b>Material</b>	- Stainless Steel SUS304
<b>Backset</b>	- 60
<b>Door Thickness</b>	- 32 - 45
<b>Packing</b>	- 6 sets/box, 24 sets/carton

Code	Finishing	Function
SGCD-V3000	AC / AB	Entrance
SGCD-V3010	AC	Privacy



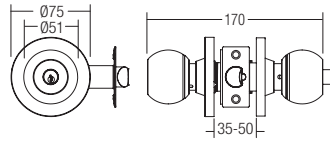
## SGCD-4000

<b>Material</b>	- Stainless Steel SUS304
<b>Finishing</b>	- SS
<b>Backset</b>	- 70
<b>Door Thickness</b>	- 32 - 50
<b>Packing</b>	- 6 sets/box, 24 sets/carton

Code	Function
SGCD-4010	Privacy

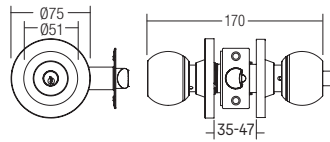


## CYLINDRICAL LOCK



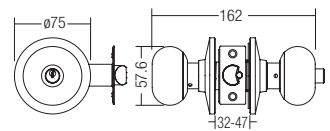
### SGCD-4100

<b>Material</b>	- SUS304 Stainless Steel
<b>Finishing</b>	- SS
<b>Function</b>	- Entrance
<b>Backset</b>	- 60
<b>Door Thickness</b>	- 35 - 50
<b>Packing</b>	- 6 sets/box, 24 sets/carton



### SGCD-4300

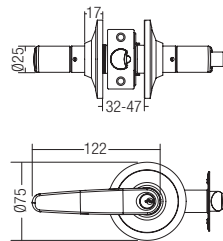
<b>Material</b>	- SUS304 Stainless Steel
<b>Finishing</b>	- SS
<b>Function</b>	- Entrance / Privacy
<b>Backset</b>	- 60
<b>Door Thickness</b>	- 35 - 47
<b>Packing</b>	- 6 sets/box, 24 sets/carton



### SGCD-6100

<b>Material</b>	- Stainless Steel SUS304/ Brass
<b>Finishing</b>	- SS
<b>Function</b>	- Entrance
<b>Backset</b>	- 60
<b>Door Thickness</b>	- 32 - 47
<b>Packing</b>	- 6 sets/box, 24 sets/carton

# CYLINDRICAL LOCK



## SGCD-8001

<b>Material</b>	- Zinc Diecast
<b>Finishing</b>	- SN
<b>Function</b>	- Entrance
<b>Backset</b>	- 70
<b>Door Thickness</b>	- 32 - 50
<b>Packing</b>	- 24 sets/carton

# PADLOCK



## Sirim Certificate



# PADLOCK

## HEAVY DUTY OPEN SHACKLE PADLOCK

Constructed from a solid block of through-hardened steel and designed for maximum ease of use. Featuring a Stainless Steel Disklock Mechanism Re-keyable system this padlock range can be keyed into several existing St-Guchi suited PADLOCK.

St-Guchi Stainless Steel Disklock Mechanism High precision rekeyable system, Anti-pick Disklock Mechanism & Paracentric keyway helps protect against manipulation, Thousands of key differs, All corrosion free components, Solid brass cylinder retaining cover protects against pulling and drilling.

Following the tradition of St-Guchi quality products the PL Series padlock offers high security which complies with the relevant standards at an affordable price.



SIRIM  
CERTIFIED TO BS EN 12220:2012  
CERTIFICATION NO: PC003103



## SGPL-100N

Code	KA	Packing
SGPL-100N/401		6 pcs/box, 48 pcs/carton
SGPL-100N/402	•	5 sets/box, 20 sets/carton
SGPL-100N/403	•	5 sets/box, 20 sets/carton
SGPL-100N/404	•	5 sets/box, 10 sets/carton
SGPL-100N/405	•	5 sets/box, 10 sets/carton
SGPL-100N/406	•	5 sets/box, 10 sets/carton
SGPL-100N/501		6 pcs/box, 48 pcs/carton
SGPL-100N/502	•	5 sets/box, 20 sets/carton
SGPL-100N/503	•	5 sets/box, 20 sets/carton
SGPL-100N/504	•	5 sets/box, 10 sets/carton
SGPL-100N/505	•	5 sets/box, 10 sets/carton
SGPL-100N/506	•	5 sets/box, 10 sets/carton

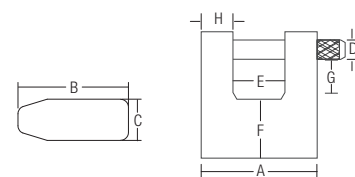
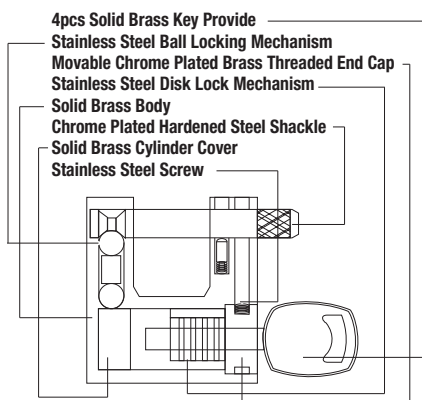


SIRIM  
CERTIFIED TO BS EN 12220:2012  
CERTIFICATION NO: PC003103



## SGPL-300

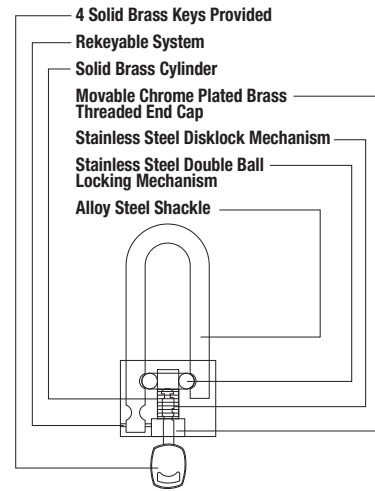
Code	KA	Packing
SGPL-300/50		6 pcs/box, 48 pcs/carton
SGPL-300/502	•	5 sets/carton, 20 sets/carton
SGPL-300/503	•	5 sets/carton, 20 sets/carton
SGPL-300/504	•	5 sets/carton, 10 sets/carton
SGPL-300/505	•	5 sets/carton, 10 sets/carton
SGPL-300/60		6 pcs/box, 48 pcs/carton
SGPL-300/602	•	5 sets/carton, 20 sets/carton
SGPL-300/603	•	5 sets/carton, 20 sets/carton
SGPL-300/604	•	5 sets/carton, 10 sets/carton
SGPL-300/605	•	5 sets/carton, 10 sets/carton



Size	A	B	C	D	E	F	G
50	50.5	50.5	21	8	21.5	20.5	17.5
60	62	52	21	10	26	20.5	19.5

\* All the measurements are in millimeter (mm)  
\* Dimensional data not binding. We reserve the right to alter specifications without notice.

# PADLOCK



SIRIM  
CERTIFIED TO BS EN 12220:2012  
CERTIFICATION NO: PC003103

## SGPL-500N

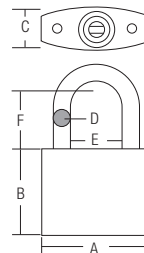
Code	KA	Packing
SGPL-500N/501		6 pcs/box, 48 pcs/carton
SGPL-500N/502	•	5 sets/box, 20 sets/carton
SGPL-500N/503	•	5 sets/box, 20 sets/carton
SGPL-500N/504	•	5 sets/box, 10 sets/carton
SGPL-500N/505	•	5 sets/box, 10 sets/carton



SIRIM  
CERTIFIED TO BS EN 12220:2012  
CERTIFICATION NO: PC003103

## SGPL-500L

Code	KA	Packing
SGPL-500L/501		6 pcs/box, 48 pcs/carton

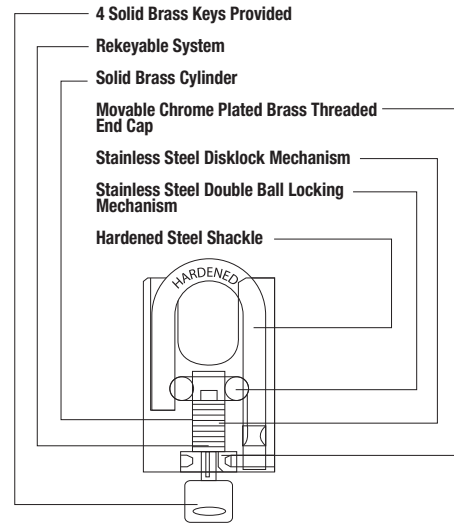
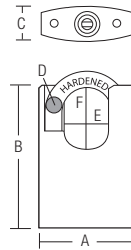


Size	A	B	C	D	E	F
50L	50	40	20	10	23	61



\* All the measurements are in millimeter (mm)  
\* Dimensional data not binding. We reserve the right to alter specifications without notice.

# PADLOCK



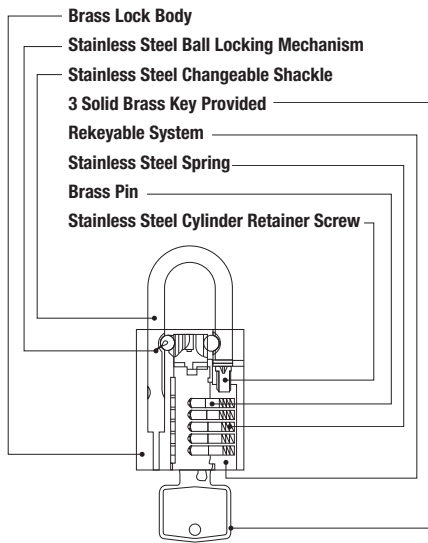
## SGPL-600

Code	KA	Packing
SGPL-600/501		6pcs/box, 48pcs/carton
SGPL-600/502	•	5sets/box, 20sets/carton
SGPL-600/503	•	5sets/box, 20sets/carton
SGPL-600/504	•	5sets/box, 20sets/carton
SGPL-600/505	•	5sets/box, 20sets/carton

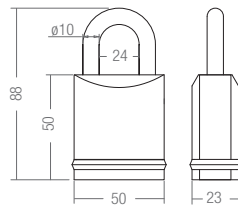
Size	A	B	C	D	E	F
50	50	65	20.5	9.8	23	31

\* All the measurements are in millimeter (mm)  
 \* Dimensional data not binding. We reserve the right to alter specifications without notice.

# PADLOCK



SIRIM  
CERTIFIED TO BS EN 12300:2012  
CERTIFICATION NO: P0003187



Re-changeable Core

## SGPL-350/501

### HD Padlock

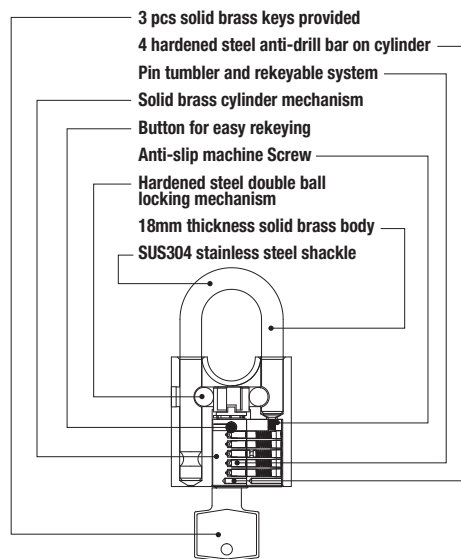
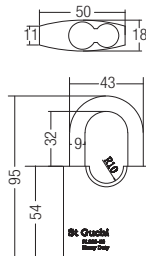
Code	Size	Packing
SGPL-350/501	50	10 pcs/box, 40 pcs/carton

\* All the measurements are in millimeter (mm)  
\* Dimensional data not binding. We reserve the right to alter specifications without notice.

# PADLOCK



SIRIM  
CERTIFIED TO BS EN 12320:2012  
CERTIFICATION NO: PD003187



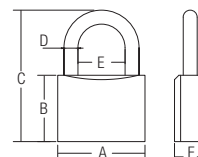
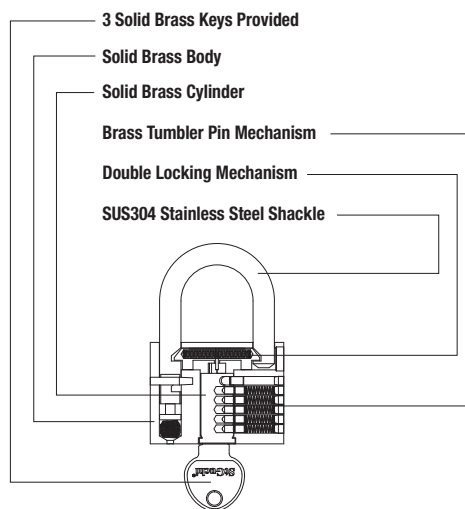
## SGPL-880

Code	Material	KA	Packing
SGPL-880/501	Brass		10 pcs/box, 40 pcs/carton
SGPL-880/502	Brass	•	10 sets/carton



## SGPL-81

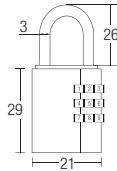
Code	KA	Packing
SGPL-81/401		10 pcs/box, 40 pcs/carton
SGPL-81/402	•	10 sets/box, 40 sets/carton
SGPL-81/403	•	10 sets/box, 40 sets/carton
SGPL-81/404	•	10 sets/box, 20 sets/carton
SGPL-81/405	•	10 sets/box, 20 sets/carton
SGPL-81/501		10 pcs/box, 40 pcs/carton
SGPL-81/502	•	10 sets/box, 40 sets/carton
SGPL-81/503	•	10 sets/box, 40 sets/carton
SGPL-81/504	•	10 sets/box
SGPL-81/505	•	10 sets/box



Size	A	B	C	D	E	F
40	40	32.5	60	6.3	19.7	14.5
50	50	38	75	8	27	18

\* All the measurements are in millimeter (mm)  
\* Dimensional data not binding. We reserve the right to alter specifications without notice.





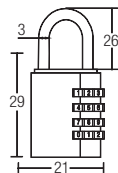
**SGPL-L313**

**3 Digits Combination Lock**

Material - Brass

Finishing - -

Packing - 12 pcs/box, 120 pcs/carton



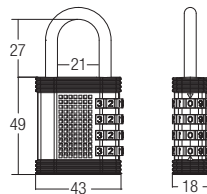
**SGPL-L314**

**4 Digits Combination Lock**

Material - Brass

Finishing - -

Packing - 12 pcs/box, 120 pcs/carton



**SGPL-L1780**

**Luggage Padlock**

Material - Zinc Diecast

Finishing - Black

Packing - 10 pcs/box, 100 pcs/carton

\* All the measurements are in millimeter (mm)  
 \* Dimensional data not binding. We reserve the right to alter specifications without notice.

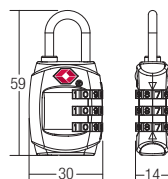
# LUGGAGE LOCK

**TRAVELSENTRY**  
lock. protect. relax.

**INTRODUCING TRAVEL SENTRY**

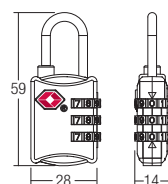
Travel Sentry is the new travel industry baggage lock standard developed to enable passengers to once again lock their checked baggage. Travel Sentry allows travellers the freedom to protect their belongings while not interfering with the need for airport security screeners to open bags for inspection.

The development and implementation of Travel Sentry was made possible through unprecedented cooperation between luggage, lock and travel accessory manufacturers and the U.S. Government's Transportation Security Administration (TSA).



## SGPL-TSA1898

- Material** - Zinc Alloy
- Finishing** - Pearl Blue
- Packing** - 12 pcs/box, 96 pcs/carton



## SGPL-TSA1899

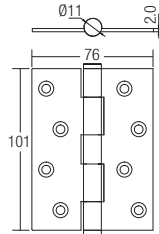
- Material** - Zinc Alloy
- Finishing** - Silver
- Packing** - 12 pcs/box, 96 pcs/carton

\* All the measurements are in millimeter (mm)  
\* Dimensional data not binding. We reserve the right to alter specifications without notice.



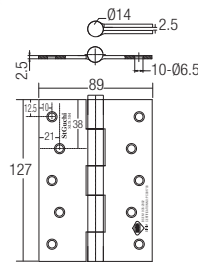
DOOR  
HINGE

# DOOR HINGE



## SGDH-743020-SS 4" x 3" x 2mm

Material	- Stainless Steel SUS304
Finishing	- SS
Door Weight Maximum	- 40kg
Door Width Maximum	- 850mm
Size (mm)	- 102 x 76 x 2mm
BS EN 1935:2002	- Tested By Sirim
Pass Durability Test	- 200,000 Cycles Test
Corrosion Resistance	- 240 Hours
Packing	- 12 prs/box, 72 pairs/ carton

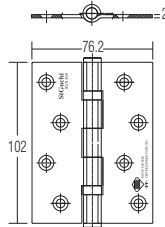


## SGDH-753525-SS 5" x 3.5" x 2.5mm

Material	- Stainless Steel SUS304
Finishing	- SS
Door Weight Maximum	- 80kg
Door Width Maximum	- 1100mm
Size (mm)	- 127 x 89 x 2.5mm
BS EN 1935:2002	- Tested By Sirim
Pass Durability Test	- 200,000 Cycles Test
Corrosion Resistance	- 240 Hours
Packing	- 25 pairs/carton

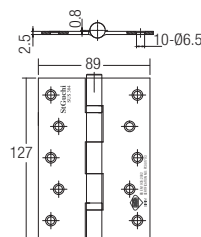
\* All the measurements are in millimeter (mm)  
\* Dimensional data not binding. We reserve the right to alter specifications without notice.

# DOOR HINGE



## SGDH-743020-SS 2BB 4" x 3" x 2mm

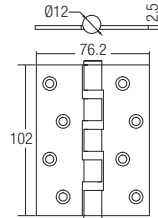
Material	- Stainless Steel SUS304
Finishing	- SS
Door Weight Maximum	- 60kg
Door Width Maximum	- 950mm
Size (mm)	- 102 x 76 x 2mm
BS EN 1935:2002	- Tested By Sirim
Pass Durability Test	- 200,000 Cycles Test
Corrosion Resistance	- 240 Hours
Ball Bearing	- 2 Ball Bearing
Packing	- 40 pairs/carton



## SGDH-753525-SS 2BB 5" x 3.5" x 2.5mm

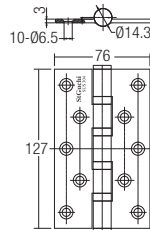
Material	- Stainless Steel SUS304
Finishing	- SS
Door Weight Maximum	- 100kg
Door Width Maximum	- 1250mm
Size (mm)	- 127 x 89 x 2.5mm
BS EN 1935:2002	- Tested By Sirim
Pass Durability Test	- 200,000 Cycles Test
Corrosion Resistance	- 240 Hours
Ball Bearing	- 2 Ball Bearing
Packing	- 25 pairs/carton

\* All the measurements are in millimeter (mm)  
 \* Dimensional data not binding. We reserve the right to alter specifications without notice.



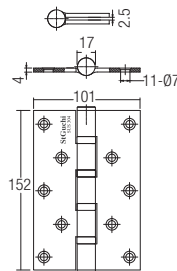
**SGDH-743025 4BB 4" x 3" x 2.5mm**

Material	- Stainless Steel SUS304
Finishing	-
Door Weight maximum	- 60kg
Door Width maximum	- 950mm
Size (mm)	- 102 x 76 x 2.5mm
BS EN 1935:2002	- Tested By Sirim
Pass Durability Test	- 200,000 Cycles Test
Corrosion Resistance	- 240 Hours
Ball Bearing	- 4 Ball Bearing
Finishing	- SS / AB
Packing	- 3 pcs/pack, 20 pack/carton



**SGDH-753030 4BB 5" x 3" x 3mm**

Material	- Stainless Steel SUS304
Finishing	- SS / AB / AC
Door Weight maximum	- 100kg
Door Width maximum	- 1250mm
Size (mm)	- 127 x 76 x 3mm
BS EN 1935:2002	- Tested By Sirim
Pass Durability Test	- 200,000 Cycles Test
Corrosion Resistance	- 240 Hours
Ball Bearing	- 4 Ball Bearing
Packing	- 3 pcs/pack, 20 pack/carton

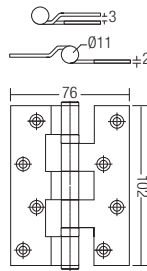



**SGDH-764040-SS 4BB 6" x 4" x 4mm**

Material	- Stainless Steel SUS304
Finishing	- SS
Door Weight maximum	- 120kg
Door Width maximum	- 1400mm
Size (mm)	- 152 x 102 x 4mm
BS EN 1935:2002	- Tested By Sirim
Pass Durability Test	- 200,000 Cycles Test
Corrosion Resistance	- 240 Hours
Ball Bearing	- 4 Ball Bearing
Packing	- 16 pairs/carton

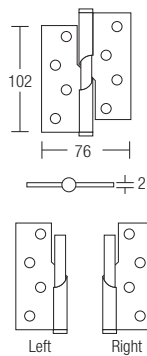
\* All the measurements are in millimeter (mm)  
 \* Dimensional data not binding. We reserve the right to alter specifications without notice.

# DOOR HINGE



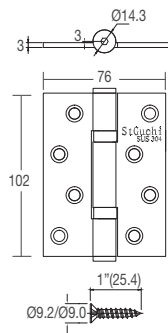
## SGDH-743020-SS-B 4" x 3" x 2mm Hinge (Metal & Aluminium Frame Use)

Material	- Stainless Steel SUS304
Finishing	- SS
Size (mm)	- 102 x 76 x 2mm
Packing	- 12 pairs/box, 72 pairs/carton



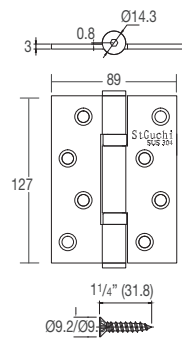
## SGDH-834020-SS/L 4" x 3" x 2mm SGDH-834020-SS/R 4" x 3" x 2mm Lift-Off Rising Hinge (RH/LH)

Material	- Stainless Steel SUS304
Finishing	- SS
Size (mm)	- 102 x 76 x 2mm
Packing	- 40 pairs/carton



## SGDH-943030-SS 2BB 4" x 3" x 3mm Grease Free Hinge

Material	- Stainless Steel SUS304
Finishing	- SS
Door Weight Maximum	- 57kg
Door Width Maximum	- 914 mm
Size (mm)	- 102 x 76 x 3mm
Ball Bearing	- 2 Ball Bearing
Packing	- 5 pack/box, 20 pack/carton



## SGDH-953530-SS 2BB 5" x 3.5" x 3mm Grease Free Hinge

Material	- Stainless Steel SUS304
Finishing	- SS
Door Weight Maximum	- 57kg
Door Width Maximum	- 914 mm
Size (mm)	- 127 x 89 x 3mm
Ball Bearing	- 2 Ball Bearing
Packing	- 5 pack/box, 20 pack/carton

\* All the measurements are in millimeter (mm)  
\* Dimensional data not binding. We reserve the right to alter specifications without notice.

# DOOR HINGE



## SGDH-813020-SS 76 x 33 x 2.0mm

### Flag Hinge

Material - Stainless Steel SUS304

Finishing - SS

Thickness - 2.0

Size - 3"

Packing - 50 pairs/carton



## SGDH-814025-SS 102 x 35 x 2.5mm

### Flag Hinge


Material - Stainless Steel SUS304

Finishing - SS

Thickness - 2.5

Size - 4"

Packing - 50 pairs/carton



## SGDH-743020-SS 2BB 4" x 3" x 2.5mm

### Bi-fold Hinge + Handle

Material - Stainless Steel SUS304

Finishing - SS

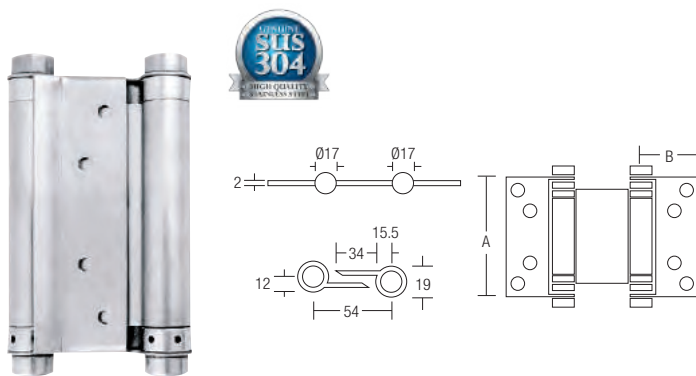
Thickness - 2.5

Packing - 50 pcs/carton

Size	A	B	C
4"	102	75	64



# DOOR HINGE



## SGDH-853020-SS 3"

### Double Action Spring Hinge

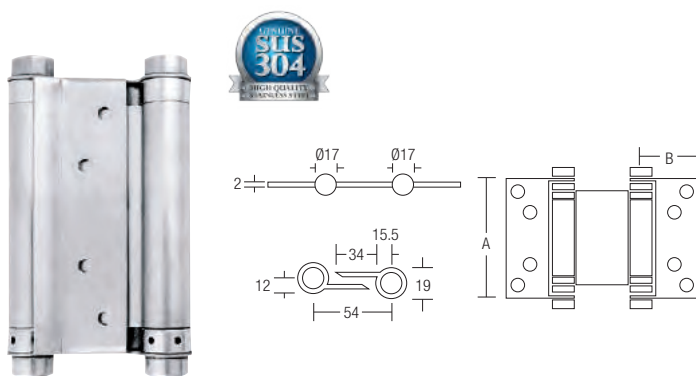
Material - Stainless Steel SUS304

Finishing - SS

Thickness - 2.0

Packing - 20 pairs/carton

Size	A	B
3"	77	40



## SGDH-854020-SS 4"

### Double Action Spring Hinge

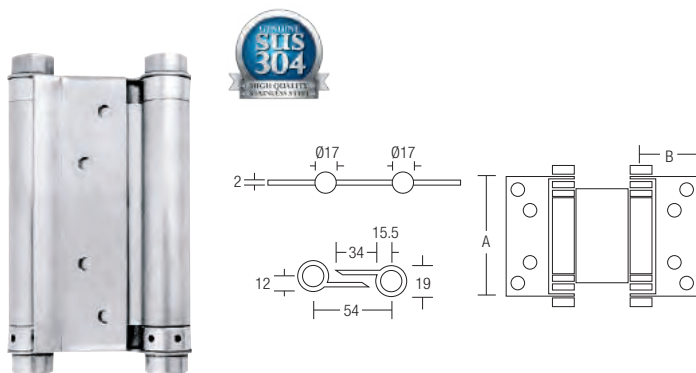
Material - Stainless Steel SUS304

Finishing - SS

Thickness - 2.0

Packing - 20 pairs/carton

Size	A	B
4"	102	40



## SGDH-855020-SS 5"

### Double Action Spring Hinge

Material - Stainless Steel SUS304

Finishing - SS

Thickness - 2.0

Packing - 20 pairs/carton

Size	A	B
5"	127	40



## SGDH-411

### Action Spring Hinge

Material - Stainless Steel SUS304

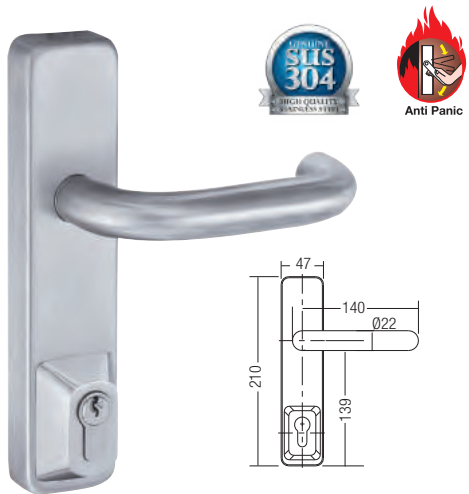
Finishing - SS

Packing - 20 pairs/carton

Size	A	B	Thickness
4"	102	76	3

\* All the measurements are in millimeter (mm)  
 \* Dimensional data not binding. We reserve the right to alter specifications without notice.

# PANIC EXIT DEVICES



Non handed  
Certificated: EN1634 fire rated

## SGPD-7010

### Lever Variant

- Material - Stainless Steel SUS304
- Finishing - SS
- D.Thickness - 40 - 50



## SGPD-7003

### Striker Plate

- Material - Stainless Steel SUS304
- Finishing - SS

\* All the measurements are in millimeter (mm)  
\* Dimensional data not binding. We reserve the right to alter specifications without notice.

# PANIC EXIT DEVICES



## SGPD-7301-550 / SGPD-7301-1050

**Material** - Stainless Steel SUS304

**Finishing** - SS

**Size** - 550 / 1050

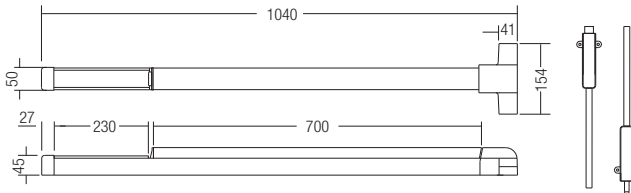


## SGPD-7306-550 / SGPD-7306-1050

**Material** - Stainless Steel SUS304

**Finishing** - SS

**Size** - 550 / 1050



Data and Features		SGPD 7301-550	SGPD 7301-1050	SGPD 7306-550	SGPD 7306-1050
Lock Point		1	1	2	2
Standard Doors (Single or Double Leaf)		●	●	●	●
Door Width	650mm ≤ 1320mm	●	●	●	●
	≤ 2400mm	●	●	●	●
Door Height	≤ 3200mm	○	○	-	-
Max Door Weight (kg)		200	200	200	200
Non-Handed Design		●	●	●	●
Dogging Device		○	○	○	○
Security Anti-Thrust Latch		●	●	-	-
Fire and Smoke Check Doors		●	●	●	●
Trim Optional	SGPD-7010	○	○	○	○
Door Leaf Thickness Up to 50mm		●	●	●	●
Extended Handle Spindle and Bolts for Door Leaf Thickness 50 - 105mm		○	○	○	○
Approved to EN1125		●	●	●	●
Fire Rate EN1634		●	●	●	●
CE Mark for Building Products		●	●	●	●
Material	Stainless Steel 304	●	●	●	●
	Steel, Painting	○	○	○	○

● = Yes- = No ○ = Option

\* All the measurements are in millimeter (mm)  
\* Dimensional data not binding. We reserve the right to alter specifications without notice.



**DOOR  
CONTROL**

# DOOR CONTROL

## DOOR CLOSER



### SPECIFICATIONS

- Opening and closing cycle controlled hydraulically

---

- Hydraulic fluid viscosity range of 0 - 100 degrees

---

- Full rack-and-pinion operation

---

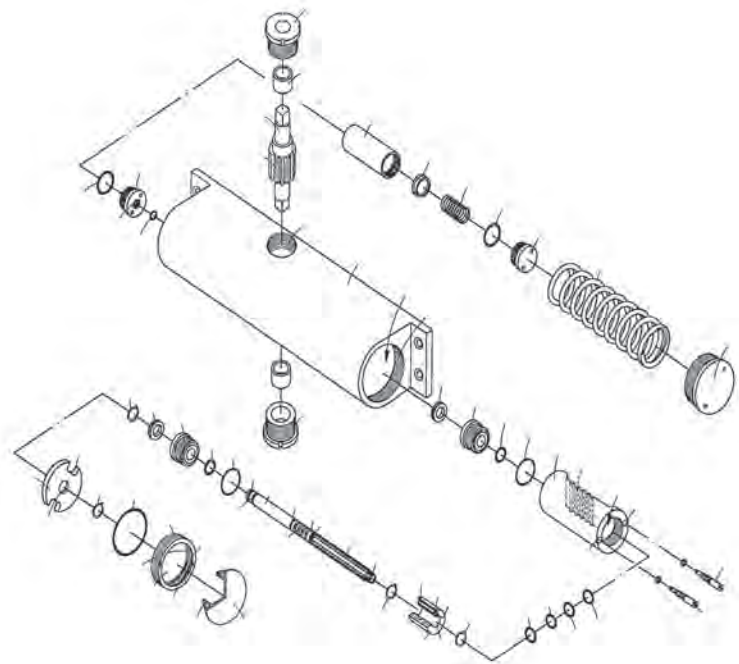
- Covers: High impact, self-extinguishing

---

- Closer Body: R14 cast silicon Aluminum

---

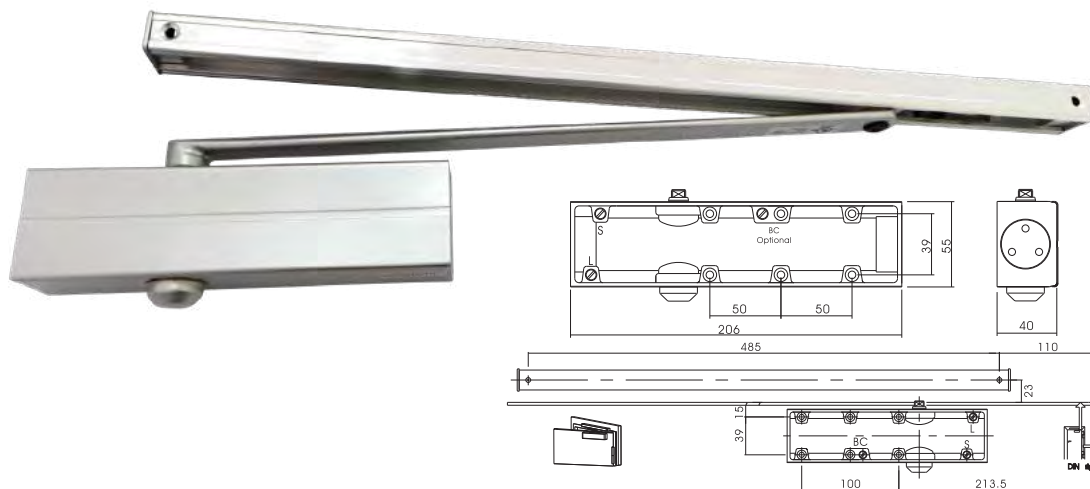
## Exploded View



\* All the measurements are in millimeter (mm)  
\* Dimensional data not binding. We reserve the right to alter specifications without notice.

## DOOR CONTROL

### DOOR CLOSER



#### SGDC-92SA

##### With Slide Arm

**Material** - Aluminum

**Packing** - 10 sets/carton

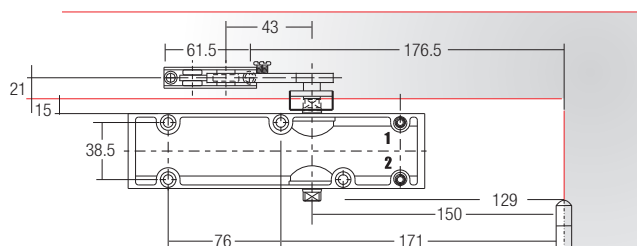
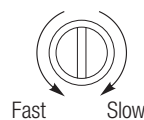
- Adjustable closing & Latching Speed, European style Designed Heavy Duty Closer, Commercial Use.
- Die casting Aluminum body, Slide Track Arm.
- Two Speed Valves on the front of door closer body, which hidden under of slide cover
- For single action doors Max 950mm

#### TECHNICAL INFORMATION & FUNCTION

Width of Door (mm) Max		950
Weight of Door (kg) Max		65
Delayed Action		NA
Backcheck Function		Optional
Max Open Angle		140°
Hold - Open		Degree Adjustable
Closing Speed Adjustment	Speed 1	Max Open Angle - 10°
	Speed 2	10° - 0°
Applicable Temperature		-30°C -60°C
Applicability		Left and Right Hand Door
Fire Door		NA
Dimension of Main Body	Length	206
	Overall Depth	55
	Height	40
Weight (kg)		2.1
Passed Durability Test		500,000 Cycles

# DOOR CONTROL

## DOOR CLOSER



### SGDC-82

**Material** - Aluminum

**Packing** - 10 sets/carton

### TECHNICAL INFORMATION & FUNCTION

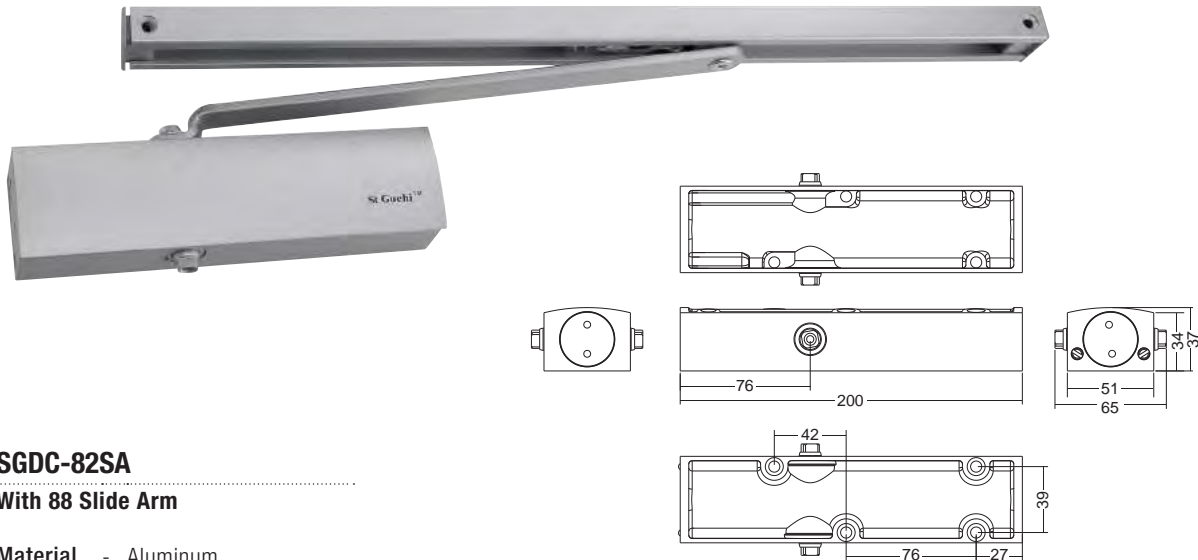
Width of Door (mm) Max		1000
Weight of Door (kg) Max		65
Delayed Action		-
Backcheck Function		-
Max Open Angle		180°
Hold - Open		-
Closing Speed Adjustment	Speed 1	180° - 25°
	Speed 2	25° - 0°
Applicable Temperature		-25°C - 45°C
Applicability		Left or Right Open Door
Fire Door		-
Dimension of Main Body	Length	200
	Overall Depth	50.5
	Height	37
Weight (kg)		1.4
Passed Durability Test		300,000 Cycles

Arms Type	Optional		
Standard Arm	Hold Open Arm	Slide Arm with Hold Open	Parallel Arm Bracket
✓	✓	✓	-

\* All the measurements are in millimeter (mm)  
 \* Dimensional data not binding. We reserve the right to alter specifications without notice.

## DOOR CONTROL

### DOOR CLOSER



#### SGDC-82SA

With 88 Slide Arm

Material - Aluminum

Packing - 10 sets/carton


#### TECHNICAL INFORMATION & FUNCTION

Width of Door (mm) Max		950
Weight of Door (kg) Max		60
Delayed Action		-
Backcheck Function		-
Max Open Angle		140°
Hold - Open		Degree Adjustable
Closing Speed Adjustment	Speed 1	180° - 15°
	Speed 2	15° - 0°
Applicable Temperature		-25°C - 45°C
Applicability		Left or Right Open Door
Fire Door		-
Dimension of Main Body	Length	200
	Overall Depth	50.5
	Height	37
Weight (kg)		1.4
Passed Durability Test		500,000 Cycles



## DOOR CONTROL

### DOOR CLOSER



#### SGDC-62

**Material** - Aluminum

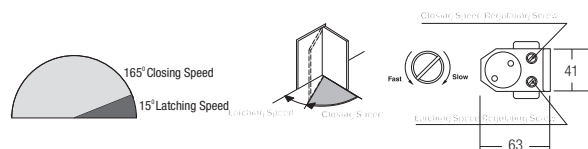
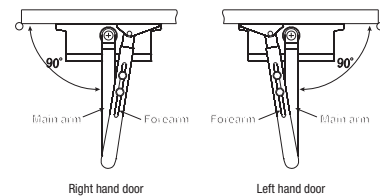

**Packing** - 10 sets/carton

TECHNICAL INFORMATION & FUNCTION		EN2#	EN3#	EN4#
Width of Door (mm) Max		850	1000	1100
Weight of Door (kg) Max		40	60	80
Delayed Action		-	-	-
Backcheck Function		-	-	-
Max Open Angle		180°		130°
Hold - Open		NO		
Closing Speed Adjustment	Speed 1	180° - 10°		130° - 10°
	Speed 2	10° - 0°		
Applicable Temperature		-20°C - 45°C		
Applicability		Left or Right Open Door		
Fire Door		-		
Dimension of Main Body	Length	218		
	Overall Depth	52		
	Height	42.5		
Weight (kg)		0.785		
Passed Durability Test		500,000 Cycles		

Arms Type	Optional		
Standard Arm	Hold Open Arm	Slide Arm with Hold Open	Parallel Arm Bracket
✓	✓	✓	-

# DOOR CONTROL

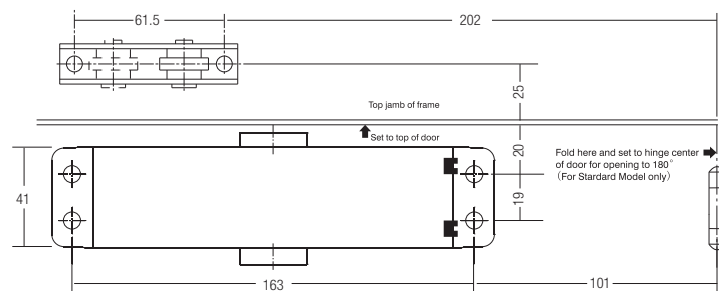
## DOOR CLOSER



### SGDC-72 H

**Material** - Aluminum

**Packing** - 10 sets/carton



### TECHNICAL INFORMATION & FUNCTION

Width of Door (mm) Max		800
Weight of Door (kg) Max		45
Delayed Action		-
Backcheck Function		-
Max. Open Angle		180°
Hold - Open		✓
Closing Speed Adjustment	Speed 1	180° - 15°
	Speed 2	15° - 0°
Applicable Temperature		-30°C - 45°C
Applicability		Left or Right Open Door
Fire Door		-
Dimension of Main Body	Length	178
	Width	43
	Height	61
Weight (kg)		1.4 - 1.7
Passed Durability Test		300,000 Cycles

Arms Type	Optional	
Hold Open Arm	Slide Arm with Hold Open	Parallel Arm Bracket
✓	✓	-

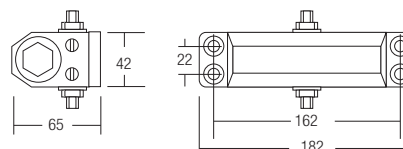
\* All the measurements are in millimeter (mm)  
\* Dimensional data not binding. We reserve the right to alter specifications without notice.

# DOOR CONTROL

## DOOR CLOSER



**Fire Rated  
(523BC)**



### SGDC-51/ 52 / 523BC

Code	Material	Packing
<b>SGDC-51</b>	Aluminum	10 sets/carton
<b>SGDC-51H</b>	Aluminum	10 sets/carton
<b>SGDC-52</b>	Aluminum	10 sets/carton
<b>SGDC-523BC</b>	Aluminum	10 sets/carton

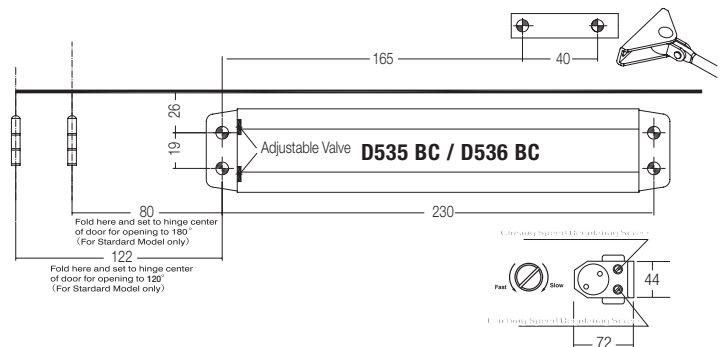
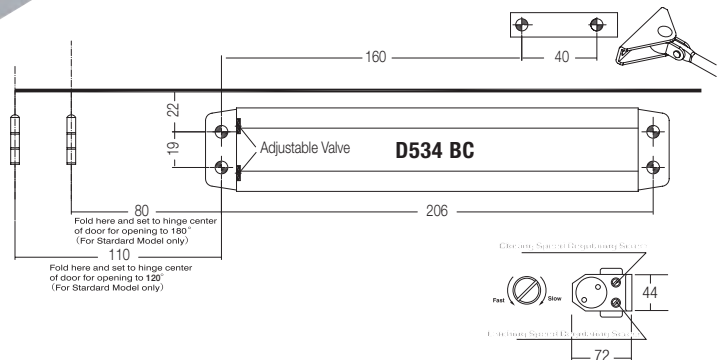
TECHNICAL INFORMATION & FUNCTION					
Model		SGDC-51	SGDC-51H	SGDC-52	SGDC-523BC
Width of Door (mm) Max		800	800	900	900
Weight of Door (kg) Max		30	30	45	65
Delay Action		-	-	-	-
Backcheck Function		-	-	-	✓
Max Open Angle		180°	180°	180°	180°
Hold - Open		-	✓	-	-
Closing Speed Adjustment	Speed 1	180° - 15°	180° - 15°	180° - 15°	180° - 15°
	Speed 2	15°-0°	15°-0°	15°-0°	15°-0°
Applicable Temperature		-30 - 40	-30 - 40	-30 - 40	-30 - 40
Applicability		-	-	-	-
Fire Door		-	-	-	✓
Dimension of Main Body	Length	179	179	186	186
	Width	42	42	44.5	44.5
	Height	62.5	62.5	67	67
Weight (kg)		0.905	0.905	1.13	1.145
Passed Durability Test		500,000	500,000	500,000	500,000

	Arms Type
	Standard Arm
<b>SGDC-51</b>	✓
<b>SGDC-51H</b>	✓
<b>SGDC-52</b>	✓
<b>SGDC-523BC</b>	✓

Optional		
Hold Open Arm	Slide Arm with Hold Open	Parallel Arm Bracket
-	-	✓
-	-	✓
-	-	✓
-	-	✓

# DOOR CONTROL

## DOOR CLOSER



### SGDC-534BC / 535BC / 536BC



Code	Material	Packing
SGDC-534BC	Aluminum	10 sets/carton
SGDC-535BC	Aluminum	10 sets/carton
SGDC-536BC	Aluminum	10 sets/carton

### TECHNICAL INFORMATION & FUNCTION

Model		SGDC-534	SGDC-535	SGDC-536
Width of Door (mm) Max		1100	1200	1500
Weight of Door (kg) Max		85	120	150
Delay Action		-	-	-
Backcheck Function		✓	✓	✓
Max Open Angle		180°	180°	180°
Hold Open		-	-	-
Closing Speed Adjustment	Speed 1	180° - 15°	180° - 15°	180° - 15°
	Speed 2	15° - 0°	15° - 0°	15° - 0°
Applicable Temperature		-30 - 40	-30 - 40	-30 - 40
Fire Door		✓	✓	✓
Dimension of Main Body	Length	223	248	248
	Overall Depth	44.5	44.5	44.5
	Height	72	72	72
Weight (kg)		1.425	1.51	1.56
Passed Durability Test		500,000	500,000	500,000
Spring Strength Adjustable		-	-	3 - 6

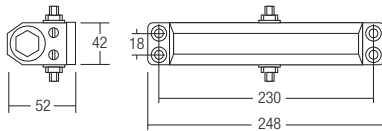
	Arms Type
	Standard Arm
SGDC-534BC	✓
SGDC-535BC	✓
SGDC-536BC	✓

Optional		
Hold Open Arm	Slide Arm with Hold Open	Parallel Arm Bracket
-	-	✓
-	-	✓
-	-	✓

\* All the measurements are in millimeter (mm)  
 \* Dimensional data not binding. We reserve the right to alter specifications without notice.

# DOOR CONTROL

## DOOR CLOSER



### SGDC-9027

**Backcheck & Delay Action**

**Material** - Aluminum

**Packing** - 10 sets/carton

### TECHNICAL INFORMATION & FUNCTION

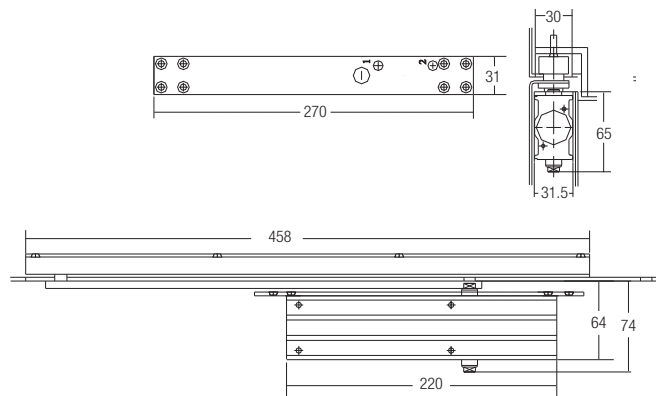
Model		<b>SGDC-9027</b>
Width of Door (mm) Max		1500
Weight of Door (kg) Max		150
Delay Action		✓
Backcheck Function		✓
Max Open Angle		180°
Hold Open		-
Closing Speed Adjustment	Speed 1	180° - 15°
	Speed 2	15° - 0°
Applicable Temperature		-30 - 40
Fire Door		✓
Dimension of Main Body	Length	297
	Width	47
	Height	57
Weight (kg)		2.060
Passed Durability Test		500,000
Spring Strength Adjustable		7

	Arms Type			
	Standard Arm	Hold Open Arm	Slide Arm with Hold Open	Parallel Arm Bracket
<b>SGDC-9027</b>	✓	-	-	-

\* All the measurements are in millimeter (mm)  
 \* Dimensional data not binding. We reserve the right to alter specifications without notice.

# DOOR CONTROL

## DOOR CLOSER



**SGDC-83**  
**Concealed Door Closer**

**Material** - Aluminum

**Packing** - 10 sets/carton

**TECHNICAL INFORMATION & FUNCTION**

Width of Door (mm) Max		1000
Weight of Door (kg) Max		50
Delay Action		-
Backcheck Function		-
Max Open Angle		105°
Hold - Open		Degree Adjustable
Closing Speed Adjustment	Speed 1	180° - 25°
	Speed 2	25° - 0°
Applicable Temperature		-25°C - 45°C
Applicability		Left or Right Open Door
Fire Door		-
Dimension of Main Body	Length	220
	Width	32
	Height	55
Passed Durability Test		300,000 Cycles
Weight (kg)		1.8

Arms Type			
Standard Arm	Hold Open Arm	Slide Arm w/Hold Open	Parallel Arm Bracket
-	-	✓	-

\* All the measurements are in millimeter (mm)  
\* Dimensional data not binding. We reserve the right to alter specifications without notice.

# DOOR CONTROL

## DOOR CLOSER

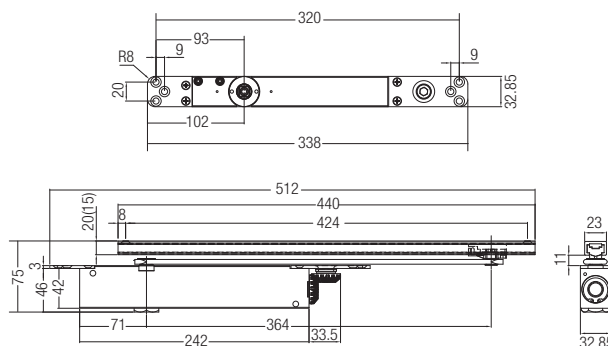


### SGDC-93

#### Overhead Concealed Door Closer

**Material** - Aluminum

**Packing** - 10 sets/carton




### TECHNICAL INFORMATION & FUNCTION

Width of Door (mm) Max		1100
Weight of Door (kg) Max		80
Delay Action		-
Backcheck Function		-
Max Open Angle		120°
Hold - Open		Degree Adjustable
Closing Speed Adjustment	Speed 1	120° - 10°
	Speed 2	10° - 0°
Applicable Temperature		-15°C to +40°C
Applicability		Left or Right Open Door
Fire Door		-
Dimension of Main Body	Length	220
	Width	32
	Height	55
Weight (kg)		1.8
Passed Durability Test		500,000 Cycles

\* All the measurements are in millimeter (mm)  
 \* Dimensional data not binding. We reserve the right to alter specifications without notice.

## DOOR CONTROL

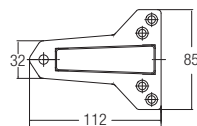
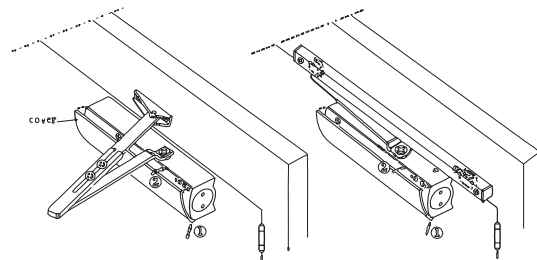
### DOOR CLOSER



#### SGDC-88

##### Slide Arm

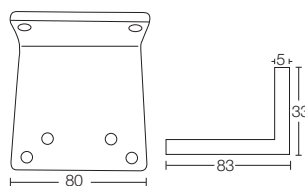
- Application On - D62, D72, D82
- Function - Hold Open Degree Adjustable
- Material - Aluminum
- Packing - 10 sets/carton



#### SGDC-555

##### Parallel Arm Bracket

- Application On - D51, D52, D523, D534, D535, D536
- Material - Steel



#### SGDC-556

##### Parallel Arm Bracket

- Application On - D62
- Material - Steel
- Finishing - Silver
- Packing - 50 pcs/carton



#### SGDC-678


##### D Arm Hold Open

- Application On - D62, D72, D82
- Function - Hold Open Degree Adjustable
- Material - Steel



# DOOR CONTROL

## DOOR COORDINATOR DEVICE



### SGDC-01

#### Door Coordinator Device

Size - 88 x 280

Material - Aluminum

Finishing - SS

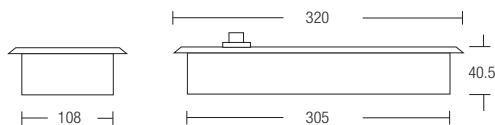
Packing - 40 pcs/carton



# DOOR CONTROL

## FLOOR SPRING

### Location of Glass Door Accessories



**SGWGL-SGFS 840 (Hold Open)**

**SGWGL-SGNHO 840 (Non Hold Open)**

**Floor Spring (100kg)**



**SGWGL-SGFS 750 (Hold Open)**

**SGWGL-SGNHO 750 (Non Hold Open)**

**Floor Spring (120kg)**



Technical Info. & Function		SGWGL-SGFS 840 (Hold Open)	SGWGL-SGNHO 840 (Non Hold Open)	SGWGL-SGFS 750 (Hold Open)	SGWGL-SGNHO 750 (Non Hold Open)	SGWGL-SGFS 650 (Hold Open)
Closing Force (N•m)0°-4°		18 - 26	18 - 26	26 - 37	26 - 37	18 - 26
Width of Door (mm) Max		1000	1000	1200	1200	1000
Weight of Door (kg) Max		100	100	120	120	100
Max Open Angle		130°	130°	130°	130°	130°
Hold-open		105°, 90°	-	105°, 90°	-	105°, 90°
Closing Speed Adjustment	Speed 1	90° - 15°	90° - 15°	90° - 15°	90° - 15°	90° - 15°
	Speed 2	15° - 0°	15° - 0°	15° - 0°	15° - 0°	15° - 0°
Removable Spindle		Optional				
Applicable Temperature		-30°C - 15°C				
Applicability		Wooden, Glass & Aluminum Door etc. Left or Right Open, Single Side or Both Side Open				
Weight (kg)		5.2	5.2	5.3	5.3	5.2
Dimension of Cement Box (mm)	Length	305				
	Width	108				
	Height	40.5				
Passed Durability Test		500,000 Cycles				
Finishing		PSS				
Packing		4pcs/carton				

\* All the measurements are in millimeter (mm)

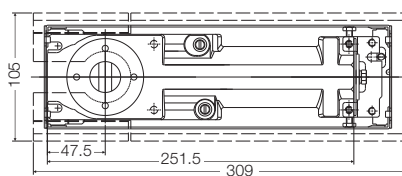

\* Dimensional data not binding. We reserve the right to alter specifications without notice.

## DOOR CONTROL

### FLOOR SPRING

#### SGWGL-SGFS780

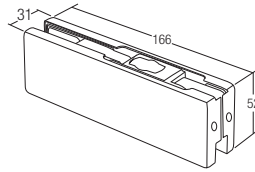
Floor Spring ( 150kg )



Technical Info. & Function		SGWGL-SGFS780
Closing Force (N•m)0°-4°		EN4
Width of Door (mm) Max		1200
Weight of Door (kg) Max		150
Max Open Angle		130°
Hold-Open		105°, 90°
Closing Speed Adjustment	Speed 1	180° - 15°
	Speed 2	15° - 0°
Removable Spindle		Optional
Applicable Temperature		-30°C - 15°C
Applicability		Wooden, Glass & Aluminum Door etc. Left or Right Open, Single Side or Both Side Open
Weight (kg)		4.55
Dimension of Cement Box (mm)	Length	285
	Width	82
	Height	49.50
Passed Durability Test		500,000 Cycles
Finishing		PSS
Packing		4pcs/carton

## DOOR CONTROL

### PATCH FITTING

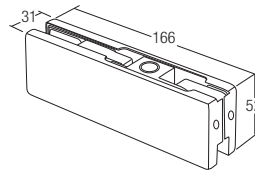


#### SGWGL-SGPF100

##### Bottom Patch Fitting

Finishing - PSS

Packing - 20 pcs/carton

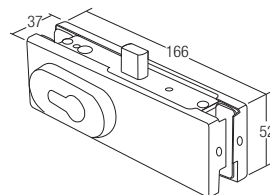


#### SGWGL-SGPF200

##### Top Patch Fitting

Finishing - PSS

Packing - 20 pcs/carton

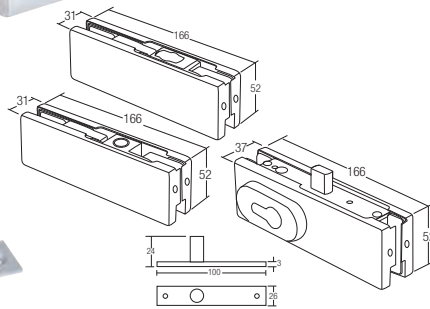



#### SGWGL-SGPF300

##### Lock Camp C/W Double /CYL

Finishing - PSS

Packing - 20 pcs/ctn

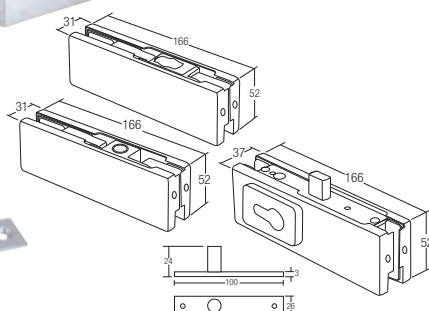



#### SGWGL-SGPF1000

##### Patch Fitting Comprising

Finishing - PSS

Packing - 20 pcs/carton



#### SGWGL-SGPF1000-02

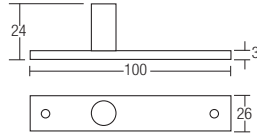
##### Patch Fitting Comprising

Finishing - PSS

Packing - 20 pcs/carton

# DOOR CONTROL

## PATCH FITTING ACCESSORIES



### SGWGL-141

Pivot (15mm)

Material - Stainless Steel

Finishing - SS

Packing - 200 pcs/carton



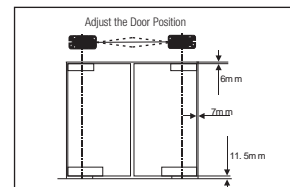
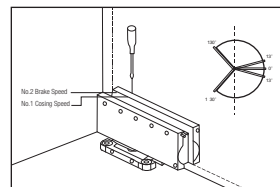
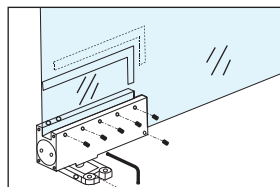
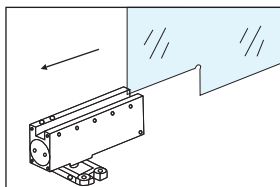
Keep the locked angle in 15°



Keep the Holdopen angle in 90°




Max open angle in 115°



\* All the measurements are in millimeter (mm)  
 \* Dimensional data not binding. We reserve the right to alter specifications without notice.

## DOOR CONTROL

### PATCH FITTING ACCESSORIES



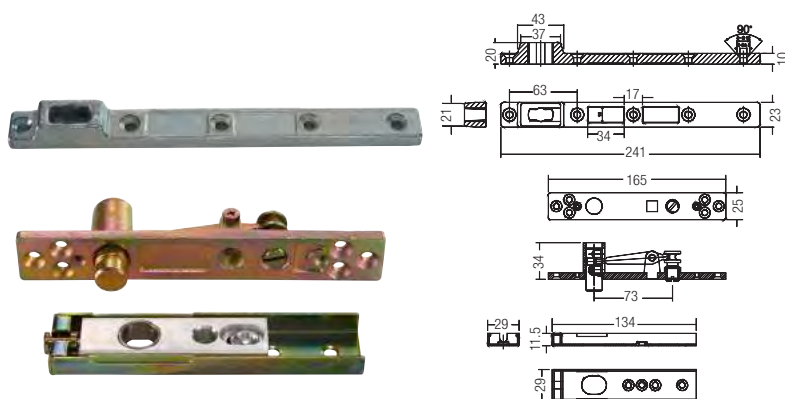
#### SGWGL-PT110

##### Aluminum Accessories

**Material** - Zinc Alloy / Steel

**Finishing** - Mill Finishing

**Packing** - 25 sets/carton



#### SGWGL-PT300

##### Aluminum Accessories (150-300kg)

**Material** - Zinc Alloy / Steel

**Finishing** - Mill Finishing

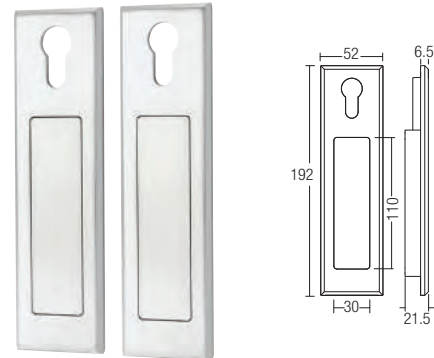
**Packing** - 20 sets/carton



**DOOR  
ACCESSORIES**

## DOOR ACCESSORIES

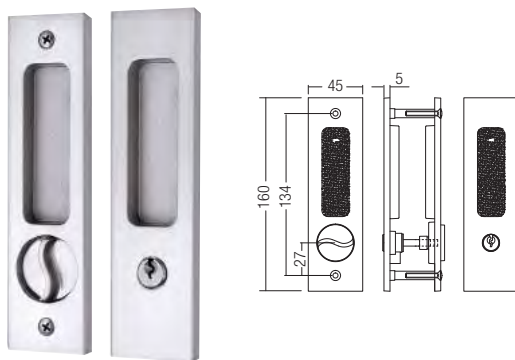
### FLUSH PULL



#### SGFP-0070

##### Sliding Flush Pull

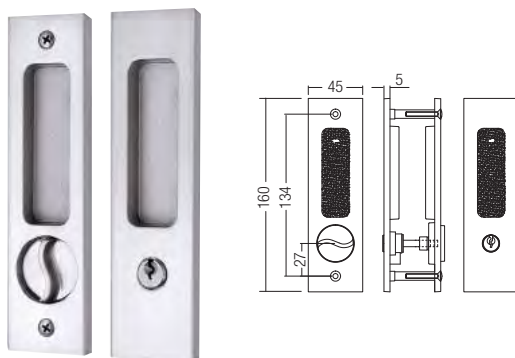
Material	- Zinc Diecast
Finishing	- SN
Door Thickness	- 30 - 50
Packing	- 10 sets/box, 20 sets/carton



#### SGFP-SL0080

##### Sliding Door Flush Pull With Lock

Material	- Zinc Diecast
Finishing	- SN / AB
Function	- Entrance
Backset	- 35
Door Thickness	- 32 - 45
Packing	- 20 sets/carton



#### SGFP-SL0082

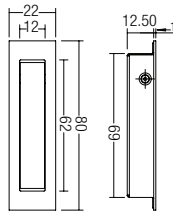
##### Sliding Door Flush Pull With Lock

Material	- Zinc Diecast
Finishing	- SN
Function	- Privacy
Backset	- 35
Door Thickness	- 32 - 45
Packing	- 20 sets/carton



## DOOR ACCESSORIES

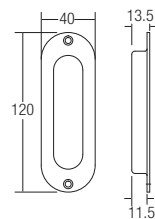
### FLUSH PULL



#### SGFP-0060

##### Sliding Flush Pull

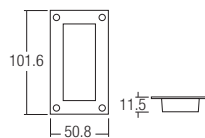
Material	- Stainless Steel SUS304
Finishing	- Black
Packing	- 20 pcs/box , 100 pcs/carton



#### SGFP-0030

##### Oval Sliding Flush Pull

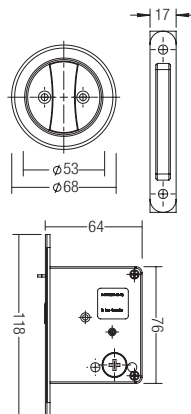
Material	- Stainless Steel SUS304
Finishing	- SS
Packing	- 10 prs/box, 60 pairs/carton



#### SGFP-0402

##### Square Flush Pull 4"x 2"

Material	- Stainless Steel SUS304
Finishing	- SS
Packing	- 10 pcs/box, 200 pcs/carton



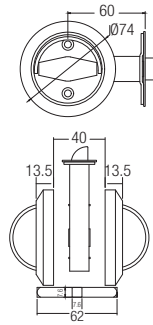
#### SGFP-SL0042

##### Sliding Flush Pull With Lock (Privacy)

Material	- Zinc Diecast
Finishing	- SN
Backset	- 45
Door Thickness	- 35 - 52
Packing	- 20 sets/carton

# DOOR ACCESSORIES

## FLUSH PULL



### SGFP-002-D

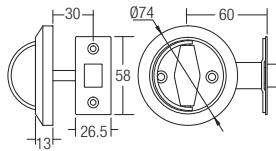
#### Double Side Flush Pull Ring With Latch

Material - Stainless Steel SUS304

Finishing - SS

Backset - 60

Packing - 12 pcs/box, 72 pcs/carton



### SGFP-002

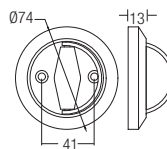
#### Flush Pull Ring With Latch

Material - Stainless Steel SUS304

Finishing - SS

Backset - 60

Packing - 12 pcs/box, 72 pcs/carton



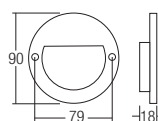
### SGFP-C07

#### Flush Pull Ring

Material - Stainless Steel SUS304

Finishing - SS

Packing - 10 pcs/box, 100 pcs/carton



### SGFP-003B/90mm

#### Circle Flush Pull

Material - Stainless Steel SUS304

Finishing - SS

Packing - 40 pcs/carton


# DOOR ACCESSORIES

## FLUSH BOLT



### Flush Bolt Lever Style

Code	Size	Material	Finishing	Packing
<b>SGDB-36606</b>	6"	Stainless Steel SUS304	SS	10 pcs/box, 100 pcs/carton
<b>SGDB-36608</b>	8"	Stainless Steel SUS304	SS	10 pcs/box, 100 pcs/carton
<b>SGDB-36610</b>	10"	Stainless Steel SUS304	SS	10 pcs/box, 100 pcs/carton
<b>SGDB-36612</b>	12"	Stainless Steel SUS304	SS	10 pcs/box, 100 pcs/carton



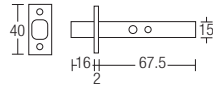

### Flush Bolt Box Type

Code	Size	Material	Finishing	Packing
<b>SGDB-35606 SS/6"</b>	6"	Stainless Steel SUS304	SS	10 pcs/box, 100 pcs/carton
<b>SGDB-35608 SS/8"</b>	8"	Stainless Steel SUS304	SS	10 pcs/box, 100 pcs/carton
<b>SGDB-35612 SS/12"</b>	12"	Stainless Steel SUS304	SS	10 pcs/box, 100 pcs/carton
<b>SGDB-35618 SS/18"</b>	18"	Stainless Steel SUS304	SS	10 pcs/box, 50 pcs/carton
<b>SGDB-35624 SS/24"</b>	24"	Stainless Steel SUS304	SS	10 pcs/box, 50 pcs/carton
<b>SGDB-35640 SS/40"</b>	40"	Stainless Steel SUS304	SS	10 pcs/box, 50 pcs/carton
<b>SGDB-35806 AB/6"</b>	6"	Stainless Steel SUS304	AB	10 pcs/box, 100 pcs/carton
<b>SGDB-35908 AC/8"</b>	8"	Stainless Steel SUS304	AC	10 pcs/box, 100 pcs/carton
<b>SGDB-35912 AC/12"</b>	12"	Stainless Steel SUS304	AC	10 pcs/box, 100 pcs/carton

\* All the measurements are in millimeter (mm)  
\* Dimensional data not binding. We reserve the right to alter specifications without notice.

## DOOR ACCESSORIES

### INDICATOR BOLT



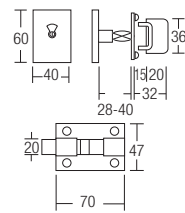

#### SGDB-909L

##### Security Bolt

Material - Zinc Diecast

Finishing - CP

Packing - 50 pcs/box, 100 pcs/carton



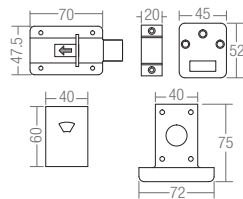

#### SGDB-012

##### Toilet Indicator Bolt

Material - Stainless Steel SUS304

Finishing - SS

Packing - 100 pcs/carton



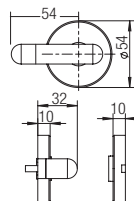
#### SGDB-013

##### Toilet Indicator Bolt

Material - Stainless Steel SUS304

Finishing - SS

Packing - 100 pcs/carton



#### SGDB-014

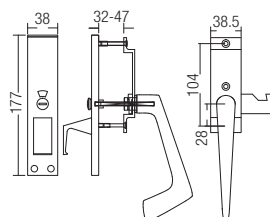
##### Toilet Indicator Bolt

Material - Stainless Steel SUS304

Finishing - SS

D.thickness - 12 - 20

Packing - 100 sets/carton



#### SGDB-015

##### Toilet Indicator Bolt

Material - Aluminum Alloy

Finishing - Silver


D.Thickness - 32 - 47

Packing - 1 set/box, 20 sets/carton


# DOOR ACCESSORIES

## DOOR BOLT

### ABB800 Aluminum Barrel Bolt




Code	Size	Material	Finishing	Packing
SGDB-31604 SN/4"	4"	Aluminum	SN	10 Doz/carton
SGDB-31606 SN/6"	6"	Aluminum	SN	10 Doz/carton
SGDB-31612 SN/12"	12"	Aluminum	SN	6 Doz/carton
SGDB-31618 SN/18"	18"	Aluminum	SN	3 Doz/carton
SGDB-31624 SN/24"	24"	Aluminum	SN	3 Doz/carton
SGDB-31804 AB/4"	4"	Aluminum	AB	10 Doz/carton
SGDB-31806 AB/6"	6"	Aluminum	AB	10 Doz/carton
SGDB-31812 AB/12"	12"	Aluminum	AB	6 Doz/carton
SGDB-31904 AC/4"	4"	Aluminum	AC	10 Doz/carton
SGDB-31906 AC/6"	6"	Aluminum	AC	10 Doz/carton
SGDB-31908 AC/8"	8"	Aluminum	AC	6 Doz/carton
SGDB-31912 AC/12"	12"	Aluminum	AC	6 Doz/carton
SGDB-31924 AC/24"	24"	Aluminum	AC	3 Doz/carton



### SGDB-8606

#### 6" Barrel Bolt

**Material** - Stainless Steel SUS304  
**Finishing** - SS  
**Packing** - 12 pcs/box, 240 pcs/carton



### SGDB-600

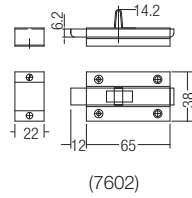
#### Auto Flush Bolt

**Material** - Stainless Steel SUS304  
**Finishing** - SS  
**Packing** - 50 pairs/carton

\* All the measurements are in millimeter (mm)  
 \* Dimensional data not binding. We reserve the right to alter specifications without notice.

## DOOR ACCESSORIES

### DOOR BOLT



#### SGDB-7602

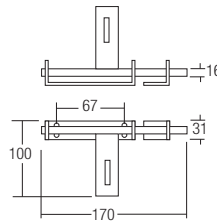
##### Square Bolt

Material - SUS 201

Finishing - SS

Size - 2"

Packing - 12 pcs/box, 360 pcs/carton



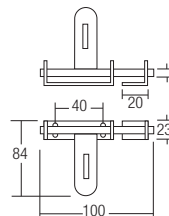
#### SGDB-Q2

##### Door Bolt (Big)

Material - Stainless Steel SUS304

Finishing - SS

Packing - 12 pcs/box, 24 pcs/carton



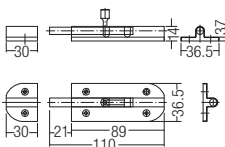

#### SGDB-Q1A

##### Door Bolt (Small)

Material - Stainless Steel SUS304

Finishing - SS

Packing - 12 pcs/box, 24 pcs/carton



#### SGDB-8604

##### 4" Barrel Bolt

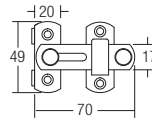
Material - Stainless Steel SUS304

Finishing - SS

Packing - 12 pcs/box, 360 pcs/carton

## DOOR ACCESSORIES

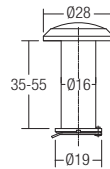
### DOOR BOLT & DOOR VIEWER



#### SGDB-SB505

##### Swing Bolt

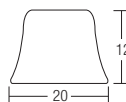
Material - Stainless Steel SUS304  
 Finishing - SS  
 Packing - 20 pcs/box, 120 pcs/carton



#### SGAC-DV3776

##### Door Viewer 180°

Material - Brass  
 Finishing - SN  
 Packing - 20 pcs/box, 120 pcs/carton

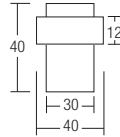


#### 20mm Transparent Bush

Material - NA  
 Finishing - NA  
 Packing - 100 pcs/box, 1000 pcs/carton

## DOOR ACCESSORIES

### DOOR STOPPER



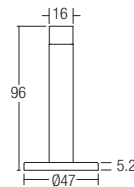
#### SGDS-006

##### Door Stopper

Material - Brass

Finishing - SS

Packing - 15 pcs/box, 90 pcs/carton



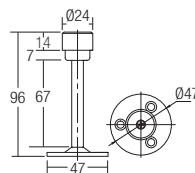
#### SGDS-022

##### Wall Door Stopper

Material - Stainless Steel SUS304

Finishing - SS

Packing - 12 pcs/box, 72 pcs/carton



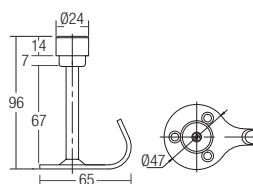
#### SGDS-023

##### Wall Door Stopper

Material - Stainless Steel SUS304

Finishing - SS

Packing - 12 pcs/box, 72 pcs/carton



#### SGDS-024

##### Hat & Coat Hook Door Stopper

Material - Stainless Steel SUS304

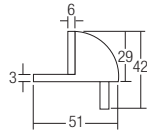
Finishing - SS

Packing - 12 pcs/box, 72 pcs/carton



# DOOR ACCESSORIES

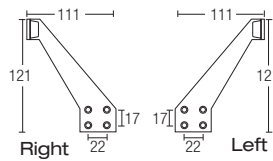
## DOOR STOPPER



### SGDS-04

#### Door Stopper (Dome)

Material	Finishing	Packing
Zinc Diecast	SN	10 pcs/box, 100 pcs/carton



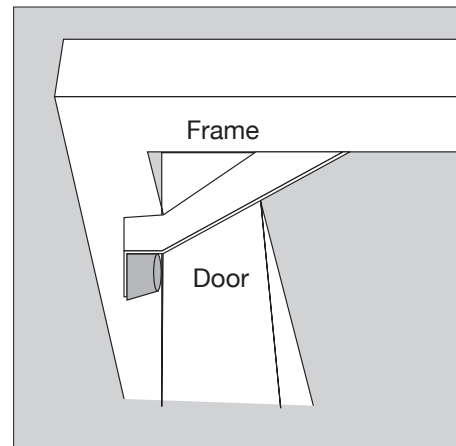
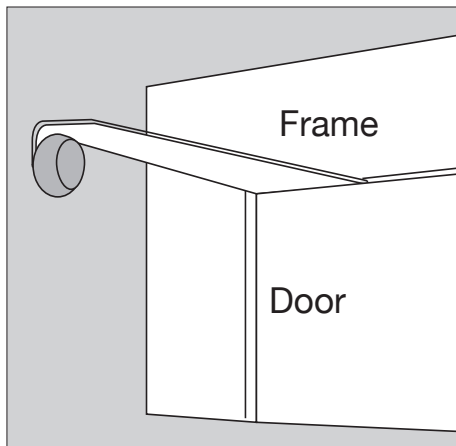
### SGDS-J7

#### Wall Mount Door Stopper (R/L)

**Material** - Stainless Steel SUS304

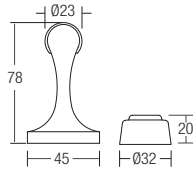
**Finishing** - SS

**Packing** - 24 pcs/box, 90 pcs/carton



## DOOR ACCESSORIES

### DOOR HOLDER



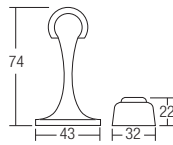
#### SGDS-03

##### Heavy Duty Door Holder

**Material** - Zinc Diecast

**Finishing** - AC / SN

**Packing** - 12 pcs/box, 72 pcs/carton



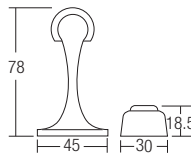
#### SGDS-06

##### Heavy Duty Door Holder

**Material** - Stainless Steel SUS304

**Finishing** - SS

**Packing** - 12 pcs/box, 72 pcs/carton



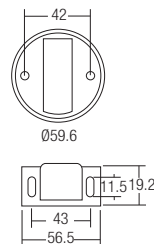
#### SGDS-07

##### Heavy Duty Door Holder

**Material** - Zinc Diecast

**Finishing** - SN

**Packing** - 36 pcs/box, 72 pcs/carton



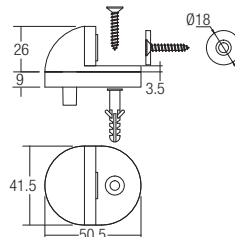
#### SGDS-020

##### Door Holder

**Material** - Zinc Diecast

**Finishing** - SN

**Packing** - 20 pcs/box, 120 pcs/carton



#### SGDS-028

##### Dome Type Magnetic Door Holder

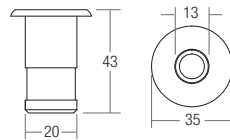
**Material** - Zinc Diecast

**Finishing** - SN

**Packing** - 10 pcs/box, 100 pcs/carton

## DOOR ACCESSORIES

### DUST SOCKET



#### SGDS-13

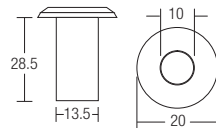
##### Dust Socket

**Material** - Stainless Steel SUS304

**Finishing** - SS

**Dimension** - 13mm

**Packing** - 20 pcs/box, 120 pcs/carton



#### SGDS-106

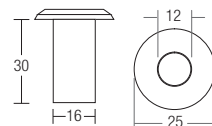
##### Dust Socket

**Material** - Brass

**Finishing** - SS

**Dimension** - 10mm

**Packing** - 50 pcs/box, 300 pcs/carton



#### SGDS-126/SS

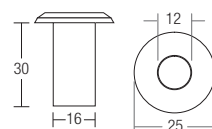
##### Dust Socket

**Material** - Brass / Stainless Steel SUS304

**Finishing** - SS

**Dimension** - 12mm

**Packing** - 40 pcs/box, 240 pcs/carton



#### SGDS-129/AC

##### Dust Socket

**Material** - Brass / Stainless Steel SUS304

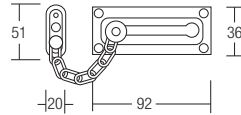
**Finishing** - AC

**Dimension** - 12mm

**Packing** - 40 pcs/box, 240 pcs/carton

## DOOR ACCESSORIES

### DOOR CHAIN



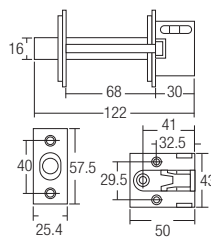

#### SGDG-006

##### Door Chain

Material - Steel

Finishing - AC / SN

Packing - 20 pcs/box, 120 pcs/carton



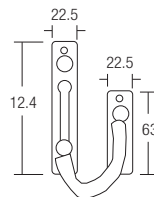
#### SGDG-015

##### Door Chain

Material - Stainless Steel SUS304

Finishing - SN

Packing - 10 pcs/box, 60 pcs/carton



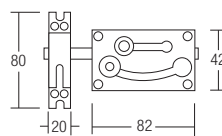
#### SGDG-005

##### Door Chain

Material - Stainless Steel SUS304

Finishing - AC

Packing - 10 pcs/box, 60 pcs/carton



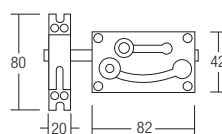
#### SGDG-216

##### Door Chain & Bolt

Material - Steel

Finishing - SN

Packing - 10 pcs/box, 60 pcs/carton



#### SGDG-219

##### Door Chain & Bolt

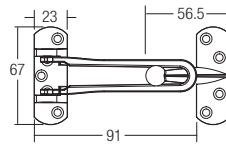
Material - Steel

Finishing - AC

Packing - 10 pcs/box, 60 pcs/carton

## DOOR ACCESSORIES

### DOOR GUARD



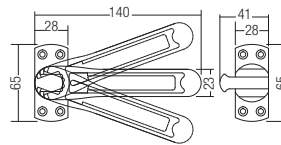

#### SGDG-002

##### Door Guard Ball Bearing

**Material** - Zinc Diecast

**Finishing** - AC / SN

**Packing** - 12 pcs/box, 72 pcs/carton



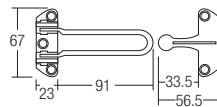
#### SGDG-106

##### Door Guard Ball Bearing

**Material** - Zinc Diecast

**Finishing** - SN

**Packing** - 12 pcs/box, 72 pcs/carton



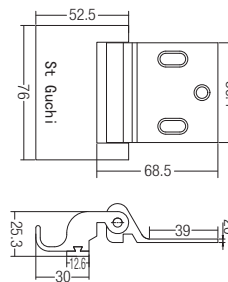
#### SGDG-108

##### Door Guard Ball Bearing

**Material** - Zinc Diecast

**Finishing** - SN

**Packing** - 12 pcs/box, 72 pcs/carton



#### SGDG-109

##### Door Guard

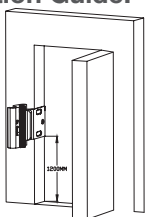
**Material** - Aluminum

**Finishing** - SC

**Packing** - 12 pcs/box, 72 pcs/carton

#### Installation Guide:

1



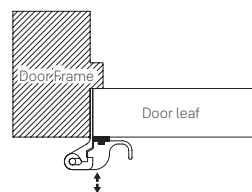
Recommended height position is 1200mm above the floor.

2



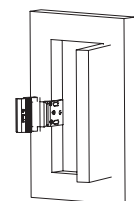
Marked, drill a hole and screw & please do not tighten the screw first

3



Adjust to a suitable position

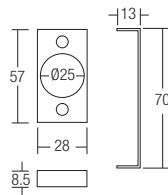
4



Tighten the screw once the position is confirmed

## DOOR CONTROL

### REBATED PART



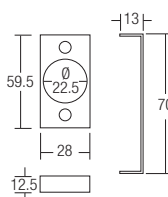
#### NJ402F

##### Rebated Part

Material - Steel

Finishing - White

Packing - 100 pcs/carton



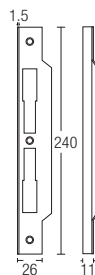
#### SGRP-706

##### Hollow Rebated Part

Material - Stainless Steel SUS304

Finishing - SN

Packing - 30 pcs/box, 180 pairs/carton



#### SGRP - Striker Plate Mortise 6085

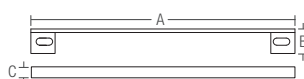

##### Rebated Part

##### For Double Leaf

Material - Stainless Steel SUS304

Finishing - SS

Packing - 200 pcs/carton



#### SGRP-3

##### Hollow Rebated Part Mortise Lock

Material - Stainless Steel SUS304


Finishing - SS

Packing - 20 pcs/box, 200 pcs/carton

Code	A	B	C
SGRP-3/152mm	152	22	9.3
SGRP-3/164mm	164	23	10
SGRP-3/169mm	169	23	9.3
SGRP-3/205mm	205	22.5	10
SGRP-3/235mm	235	22	9.3
SGRP-3/240mm	240	22	10
SGRP-3/280mm	280	23	9.3

**DOOR ACCESSORIES**

**ESCUTCHEON COVER**



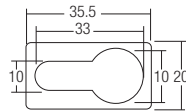
**SGRP-856000 Striker Plate**

**For 60 x 85 Mortise Sashlock**

**Material** - Stainless Steel SUS304

**Finishing** - SS

**Packing** - 200 pcs/carton



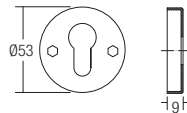
**SGCK-8906/SN**

**Dummy Cover for Profile Cylinder**

**Material** - Brass

**Finishing** - SN

**Packing** - 40 prs/box, 240 pairs/carton




**SGEC-F11B**

**Round Escutcheon Cover**

**Material** - Stainless Steel SUS304

**Finishing** - SS

**Packing** - 100 pairs/carton



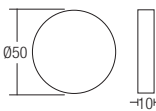
**SGEC-F13**

**Round Escutcheon**

**Material** - Stainless Steel SUS304

**Finishing** - SS

**Packing** - 100 pairs/carton



**SGEC-F14**

**Round Escutcheon without Hole**

**Material** - Stainless Steel SUS304

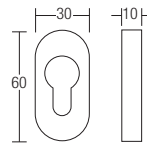
**Finishing** - SS

**Packing** - 100 pcs/carton

\* All the measurements are in millimeter (mm)  
\* Dimensional data not binding. We reserve the right to alter specifications without notice.

## DOOR ACCESSORIES

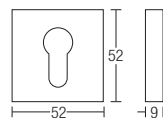
### ESCUTCHEON COVER



#### SGEC-F31

##### Oval Escutcheon Cover

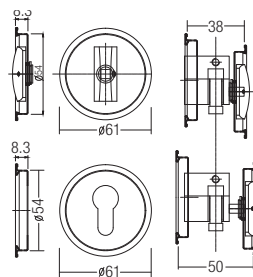
Material	- Stainless Steel SUS304
Finishing	- SS
Packing	- 30 prs/box, 180 pairs/carton



#### SGEC-F51

##### Square Escutcheon Cover

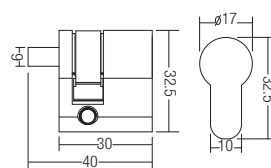
Material	- Stainless Steel SUS304
Finishing	- SS
Packing	- 25 prs/box, 100 pairs/carton



#### SGEC-1190/P/SN

##### Escutcheon with 30mm Thumbturn & Key Profile Cylinder

Material	- Escutcheon - SUS304 SS Cylinder - Brass
Finishing	- SN
Door Thickness	- 38 - 50
Function	- Privacy



#### SGEC-1190/ET/SN

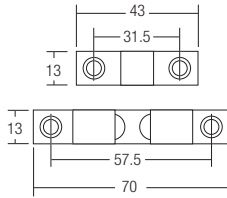
##### Escutcheon with 30mm Thumbturn & Key Profile Cylinder

Material	- Escutcheon - SUS304 SS Cylinder - Brass
Finishing	- SN
Door Thickness	- 38 - 50
Function	- Entrance



## DOOR ACCESSORIES

### LATCH



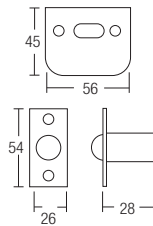
#### SGCL-575

##### Brass Ball Latch

Material - Brass

Finishing - PB

Size	Packing
50	100 pcs/box, 1000 pcs/carton
60	50 pcs/box, 500 pcs/carton
70	50 pcs/box, 500 pcs/carton



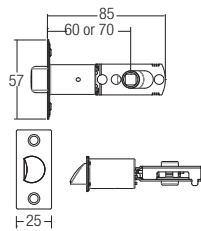
#### SGCL-664

##### Roller Latch

Material - Brass

Finishing - SS

Packing - 20 pcs/box, 120 pcs/carton



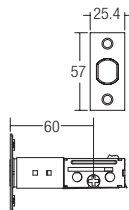
#### SGCL-861

##### Gripset Latch

Finishing - SN

Backset - 60 - 70 Adjustable

Packing - 24 pcs/box, 96 pcs/carton



#### SGCL-763

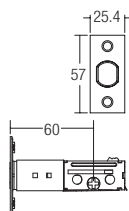
##### Deadbolt Latch Brass Bolt

Material - Stainless Steel SUS304

Finishing - SS

Backset - 60 - 70 Adjustable

Packing - 12 pcs/box, 48 pcs/carton



#### SGCL-793

##### Deadbolt Latch Brass Bolt

Material - Stainless Steel SUS304

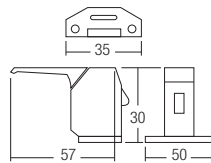
Finishing - AC

Backset - 60 - 70 Adjustable

Packing - 12 pcs/box, 48 pcs/carton

## DOOR ACCESSORIES

### LATCH



#### SGCL-001

##### Window Handle & Latch

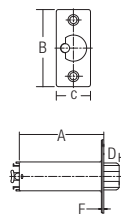
**Material** - Zinc Diecast

**Packing** - 30 pcs/box, 300 pcs/carton

##### Finishing

AC

Chrome



#### SGCL-960

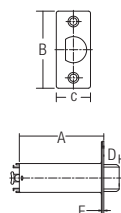
##### Cylindrical Spring Dead Latch

**Material** - Zinc Alloy, Steel & Stainless Steel

**Finishing** - SS

**Function** - Entrance

Size	A	B	C	D	E
60	50	58	26	11	2
70	60	58	26	11	2



#### SGCL-961

##### Cylindrical Spring Privacy Latch

**Material** - Zinc Alloy, Steel & Stainless Steel

**Finishing** - SS

**Function** - Privacy

Size	A	B	C	D	E
70	60	58	26	11	2



#### SGAC-H322

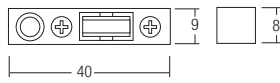
##### Roller Shutter Lock

**Material** - Steel

**Packing** - 5 pcs/box, 80 pcs/carton

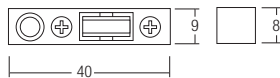
## DOOR ACCESSORIES

### ROLLER & HASP & STAPLE



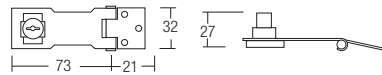

#### Stainless Steel Roller

Material - Stainless Steel  
 Finishing - CP  
 Packing - 100 pcs/box, 2500 pcs/carton



#### Brass Bearing Roller

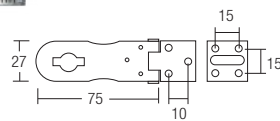
Material - Brass  
 Finishing - CP  
 Packing - 100 pcs/box, 2500 pcs/carton



#### SGHS-KV3" CP

##### Hasp & Staple

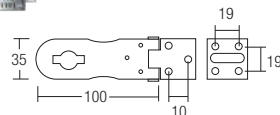
Material - Steel  
 Packing - 12 pcs/box, 48 pcs/carton



#### SGHS-WB2-1/2" SS

##### Hasp & Staple

Material - Stainless Steel SUS304  
 Packing - 12 pcs/box, 48 pcs/carton



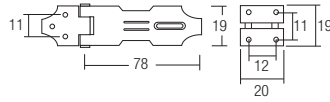
#### SGHS-WB4" SS

##### Hasp & Staple

Material - Stainless Steel SUS304  
 Packing - 12 pcs/box, 48 pcs/carton

## DOOR ACCESSORIES

### HASH & STAPLE

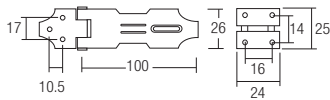


#### SGHS-KL24325

##### Hasp & Staple

Material - Stainless Steel SUS304

Packing - 60 pcs/box, 240 pcs/carton

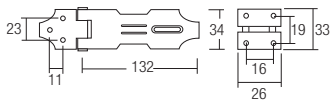


#### SGHS-KL24303

##### Hasp & Staple

Material - Stainless Steel SUS304

Packing - 60 pcs/box, 240 pcs/carton

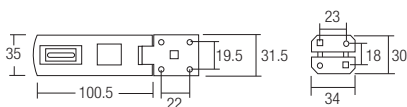


#### SGHS-KL24304

##### Hasp & Staple

Material - Stainless Steel SUS304

Packing - 24 pcs/box, 96 pcs/carton



#### SGHS-KL24404

##### Hasp & Staple

Material - Stainless Steel SUS304

Packing - 24 pcs/box, 96 pcs/carton

## DOOR ACCESSORIES

### KEY BLANK



#### SGBK-51-5RW

##### 5 Pins Cylindrical Key Blank

Material - Brass

Packing - 2500 pcs/box



#### SGBK-51-5GM

##### 5 Pins Profile Cylindrical Key Blank

Material - Brass

Packing - 2500 pcs/box

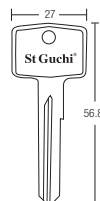


#### SGBK-51-6GM

##### 6 Pins Profile Cylindrical Key Blank

Material - Brass

Packing - 2500 pcs/box

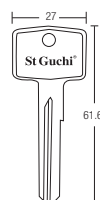


#### SGBK-51-5TS

##### 5 Pins Profile Cylindrical Key Blank

Material - Brass

Packing - 2500 pcs/box



#### SGBK-51-6TS

##### 6 Pins Profile Cylindrical Key Blank

Material - Brass

Packing - 2500 pcs/box




#### SGBK-QL22

##### Blank Key for Pad Lock

Material - Brass

Packing - 2500 pcs/box

# SLIDING & FOLDING DOOR SYSTEM



## SLIDING & FOLDING DOOR SYSTEM

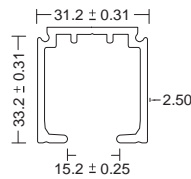
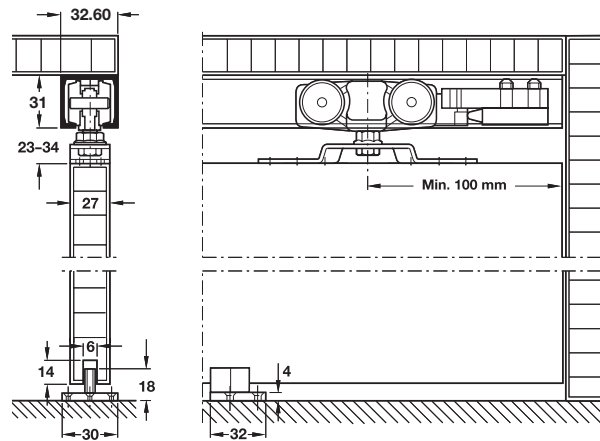
### SLIDING DOOR FITTING

#### Features

- For 1- and 2-leaf sliding doors
- Height adjustable door leaves
- Suspension with supporting flange
- Self cleaning running track

#### Set Contains

2 pcs nylon roller, 2 door stop and 1 lower guide  
 4 steel screws and nuts for door stop, 1 open-end spanner, 3 steel screw for lower guide and 12 steel screw for suspend bracket



**SGSF-SGWS1000**  
 Aluminum Track

## SLIDING & FOLDING DOOR SYSTEM

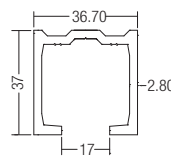
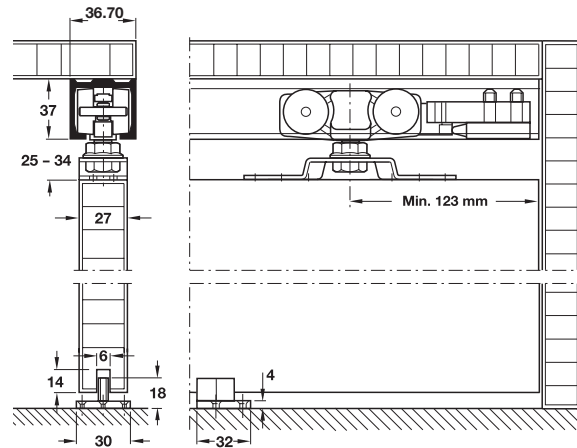
### SLIDING DOOR FITTING

#### Features

- For 1- and 2-leaf sliding doors
- Height adjustable door leaves
- Suspension with supporting flange
- Self cleaning running track

#### Set Contains

2 pcs Black nylon roller, 2 door stop and 1 lower guide  
 4 steel screws and nuts for door stop, 1 open-end spanner, 3 steel screw for lower guide and 12 steel screw for suspend bracket



#### SGSF-SG1600

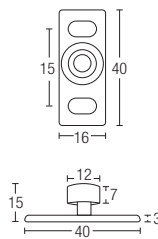

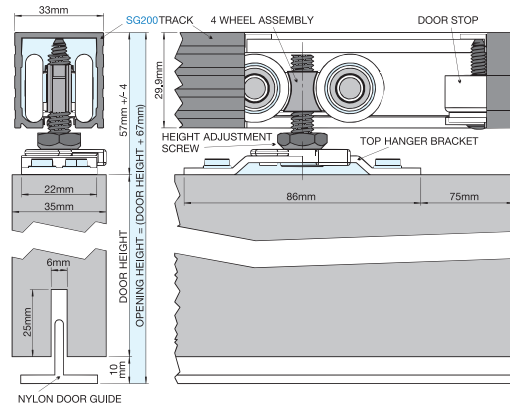
##### Aluminium Track

Size Length	Packing
2000mm	-
3000mm	-
4000mm	-
6000mm	-



# SLIDING & FOLDING DOOR SYSTEM

## SLIDING DOOR FITTING



### SGSF-SG2100

#### Sliding Door Gear

**Description** - 2 Roller Sets, 2 End Stopper & 1 Nylon Bottom Roller

**Material** - Zinc Diecast & Nylon

**Door Weight** - 100kg



### SGSF-SG2200

#### Sliding & Folding Door Gear

**Description** - 2 Roller Sets, 2 End Stopper & 1 Nylon Bottom Guide

**Material** - Zinc Diecast & Nylon

**Door Weight** - 50-80kg



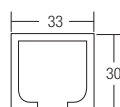
### SGSF-SGP843

#### Wall Mount Bracket

**Description** - Wall Mount Bracket

**Material** - Steel

**Door Weight** -



### SGSF-SG200

#### Aluminum Track

Size	Packing
2000mm	-
3000mm	-
4000mm	-
6000mm	-

\* All the measurements are in millimeter (mm)  
\* Dimensional data not binding. We reserve the right to alter specifications without notice.

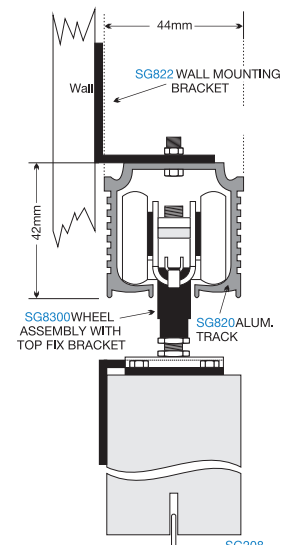
## SLIDING & FOLDING DOOR SYSTEM

### SLIDING DOOR FITTING

Suitable for: Heavy internal doors for commercial and industrial use. Multiple doors may be butting or passing.

#### FEATURES

- Maximum load 175kg per door.
- Aluminum wrap-around track - wheels cannot jump off track.
- Nylon tyred 4 wheel carriages with lubricated steel ball bearings - sealed for maintenance free operation.
- Independent wheel saddle and suspension - optimum performance.
- Hardened steel pivot body and high strength adjusting pivot with lock nuts.
- Anti-bounce track mounted door stops.
- Optional pelmet - Aluminum extrusion in mill finish or clear anodised.



**SGSF-8300**  
Top Roller Hanger



**SGSF-826**  
End Stopper



**SGSF-SG208**  
Bottom Guide



**SGSF-822**  
Wall Mount Bracket




**SGSF-820**  
Aluminum Top Track

Size	Packing
2000mm	-
3000mm	-
4000mm	-
6000mm	-

## SLIDING & FOLDING DOOR SYSTEM

### SLIDING DOOR FITTING



#### SGSF-SG3300

##### Sliding Door Gear

Material - Stainless Steel SUS304

Packing - 10 Sets/box, 40 sets/carton



#### SGSF-SG331

##### Top Roller Hanger

Material - Stainless Steel SUS304

Packing - 40 pcs/box, 240 pcs/carton



#### SGSF-SG375

##### End Stopper

Material - Mild Steel

Packing - 50 pcs/box, 300 pcs/carton



#### SGSF-337

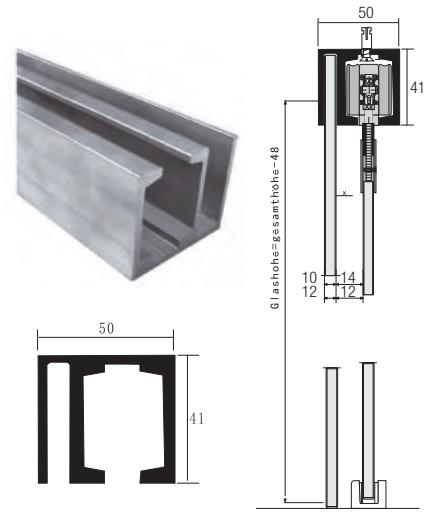
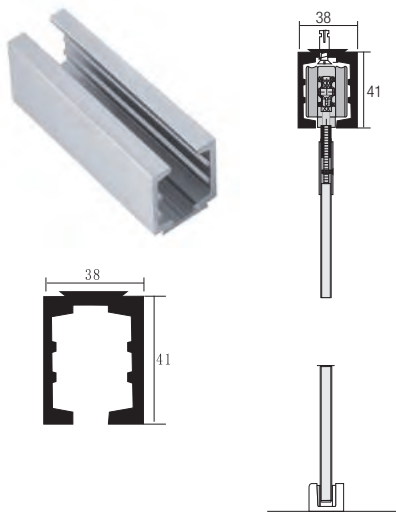
##### Sliding Door Bracket Connector

Material - Steel

Packing - 20 pcs /box, 200 pcs/carton

# SLIDING & FOLDING DOOR SYSTEM

## SLIDING GLASS DOOR FITTING



### SGWSF-SG6001

#### Sliding Door Track

Material	-	Aluminium
Finishing	-	Silver

Size	Packing
------	---------

2.0 mtr	-
3.0 mtr	-
4.0 mtr	-
6.0 mtr	-

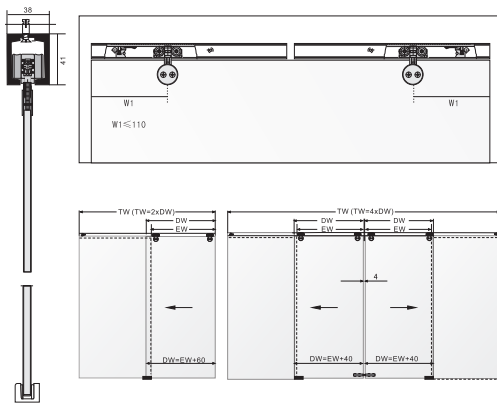
### SGWSF-SG6003

#### Sliding Door Track

Material	-	Aluminium
Finishing	-	Silver

Size	Packing
------	---------

2.0 mtr	-
3.0 mtr	-
4.0 mtr	-
6.0 mtr	-



### SGSF-L812

#### Glass Door Bottom Guide

Packing	-	100 pcs/carton
---------	---	----------------





# SLIDING & FOLDING DOOR SYSTEM

## FOLDING DOOR FITTING



### SGSF-SGW75 Folding Door System

#### Features

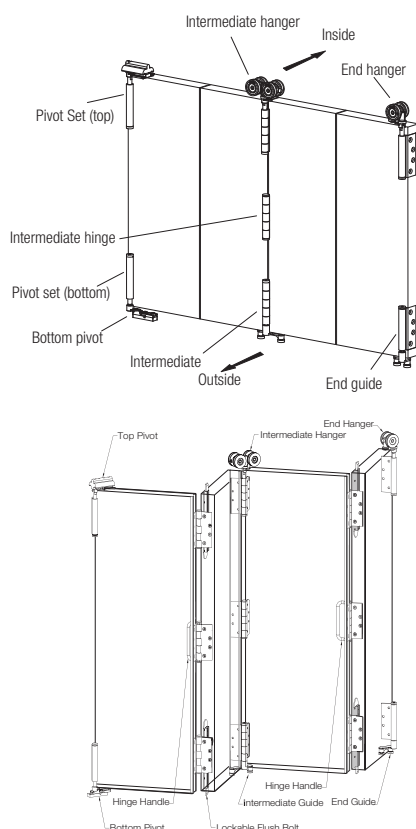
- Door weights up to 75kg
- Wooden door leaves
- 2-to-8-leaves folding doors
- Floating suites possible
- Full corrosion resistance construction
- 304 marine grade cast stainless steel parts for improved strength and maximum corrosion resistance
- Concealed guide channel to enhance appearance
- Mortise or non-mortise hinge and hangers
- Precision bearings top and bottom to reduce rolling resistance
- Durable polypropylene channel provides quiet operation
- Ideal for coastal application

#### Technical Data

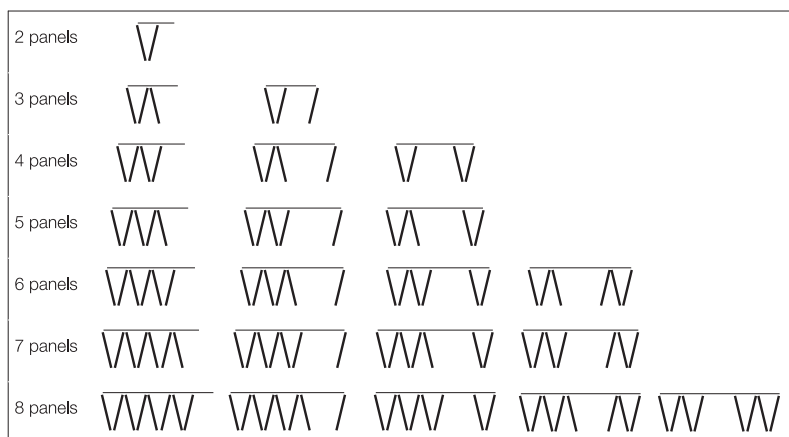
- Max Door Height 3300mm
- Max Load Capacity 75kg
- Max Door Width 900mm
- Max Door Leaves 8
- Door Thickness 35 - 50mm
- Min Track Radius 5000mm

#### Material and Finishes

- Running track Aluminum
- Upper hanging Nylon Roller and SUS304 Suspend Profile
- Hinge SUS304
- Hanger bodies SUS304
- Bottom guides High Precision Bearings and SUS304 Suspend Fitting
- Bottom track Aluminum
- Lined bottom track Invisible PVC



### INSTALLATION CONFIGURATION



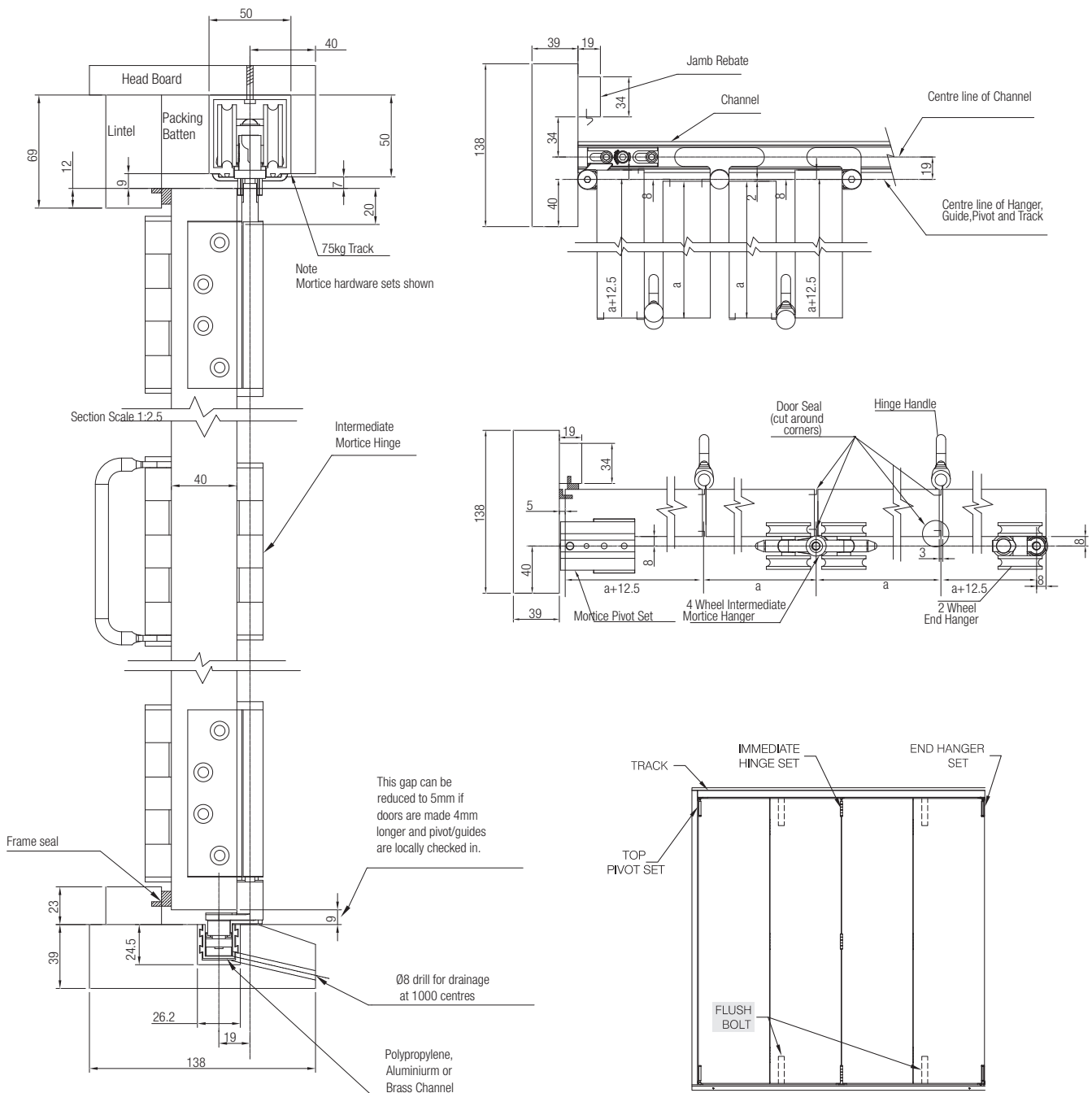
\* All the measurements are in millimeter (mm)  
 \* Dimensional data not binding. We reserve the right to alter specifications without notice.

# SLIDING & FOLDING DOOR SYSTEM

## FOLDING DOOR FITTING

### SGSF-SGW75 Folding Door System

#### INSTALLATION DIMENSION



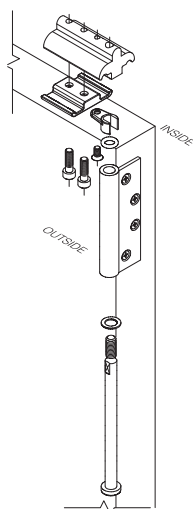
\* All the measurements are in millimeter (mm)  
 \* Dimensional data not binding. We reserve the right to alter specifications without notice.

# SLIDING & FOLDING DOOR SYSTEM

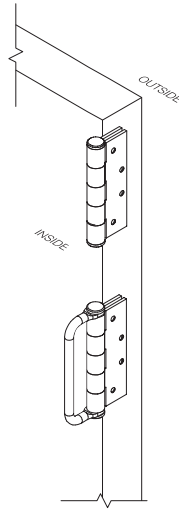
## FOLDING DOOR FITTING

### SGSF-SGW75 Folding Door System

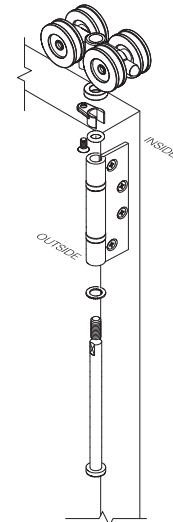
#### ATTACHMENT



SGSF-SGW75-A

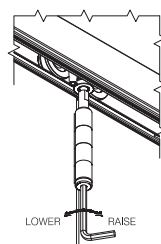


SGSF-SGW75-B

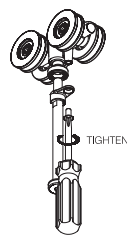


SGSF-SGW75-C

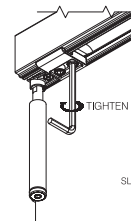
#### ADJUSTMENT



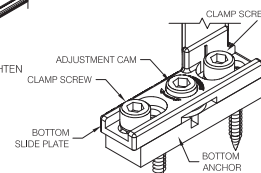
HEIGHT ADJUSTMENT



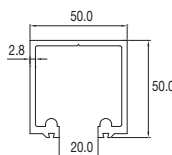
LOCKING



LOCKING



BOTTOM PIVOT ADJUSTMENT



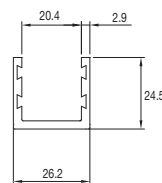
#### SGSF-7500

##### Aluminium Track

Material - Aluminium

Length Packing

3000 mm	-
6000 mm	-



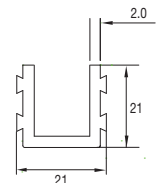
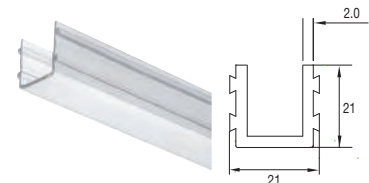
#### SGSF-B7500

##### Bottom Guide Channel

Material - Aluminium

Length Packing

3000 mm	-
6000 mm	-



#### SGSF-SGP7500

##### PVC Support Guide Channel

Material - PVC

Length Packing


3000 mm	-
6000 mm	-

\* All the measurements are in millimeter (mm)  
\* Dimensional data not binding. We reserve the right to alter specifications without notice.



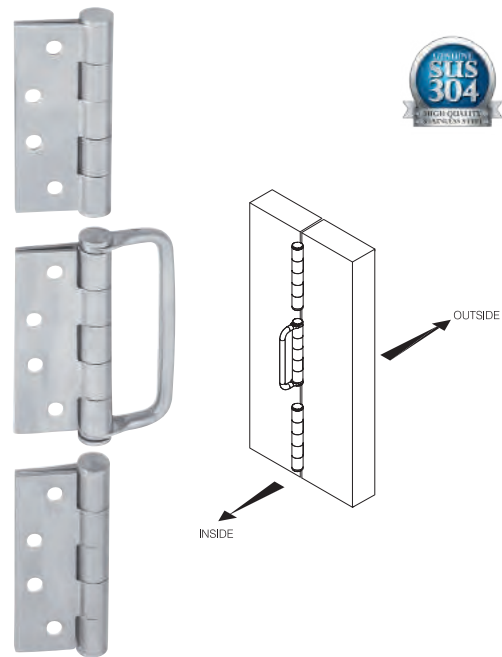
# SLIDING & FOLDING DOOR SYSTEM

## FOLDING DOOR FITTING



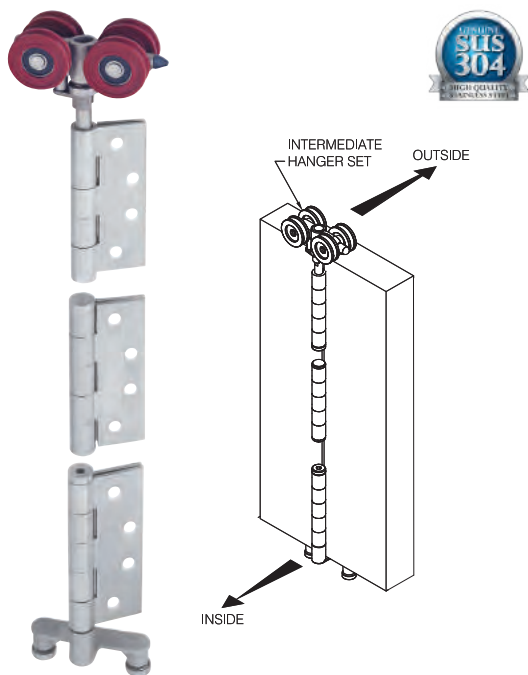
**SGSF-SGW75-A**  
**Top & Bottom Pivot Set**

Finishing - SS  
 Packing - 20 sets/carton



**SGSF-SGW75-B**  
**Intermediate Hinge Set**

Finishing - SS  
 Packing - 20 sets/carton



**SGSF-SGW75-C**  
**Top Roller Hanger Set**

Finishing - SS  
 Packing - 20 sets/carton

\* All the measurements are in millimeter (mm)  
 \* Dimensional data not binding. We reserve the right to alter specifications without notice.

# SLIDING & FOLDING DOOR SYSTEM

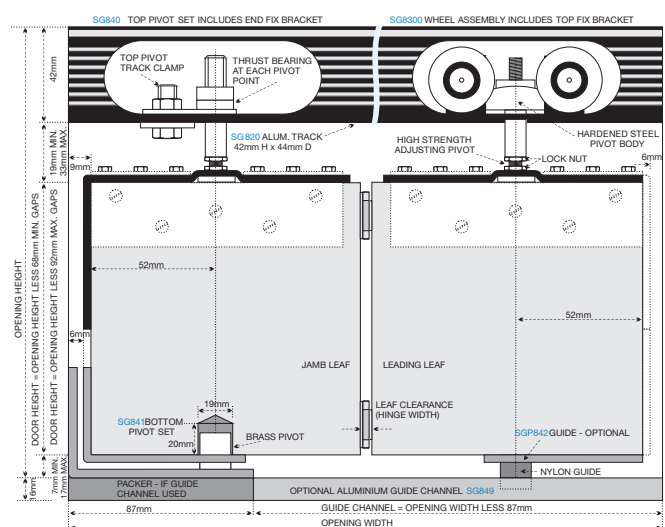
## FOLDING DOOR FITTING

Code		Description		Material	Size
SGSF-8300		Top Roller Hanger		-	-
SGSF-840/841		Top & Bottom Pivot		-	-
SGSF-SGP842		Nylon Roller Bottom Guide		-	-
SGSF-849		Bottom Guide Channel			2.0 mtr
					3.0 mtr
					4.0 mtr
					6.0 mtr
SGSF-820		Aluminum Top Track		Aluminum	2.0 mtr
					3.0 mtr
					4.0 mtr
					6.0 mtr

Suitable for: Heavy internal doors for domestic, commercial and industrial use. Maximum of 8 leaves in any single run.

### FEATURES






- Maximum load 60kg per leaf. Guide channel must be used when end pivoted otherwise 45kg per leaf.
- Nylon tyred 4 wheel carriages with lubricated steel ball bearings - quiet and smooth running.
- Hardened steel pivot body for added strength.
- Top pivot track clamp for vertical alignment.
- Thrust bearing at each pivot point.
- High strength height adjusting pivot with lock nuts.
- Optional top, side or end fix brackets.
- Aluminum wrap around ribbed track for obstruction free use and visual appeal.
- Chrome plated brackets.
- Brass pivot for long life and ease of adjustment.
- Optional guide system.
- Suits door thickness's of 32mm and above.



\* All the measurements are in millimeter (mm)  
 \* Dimensional data not binding. We reserve the right to alter specifications without notice.

## SLIDING & FOLDING DOOR SYSTEM

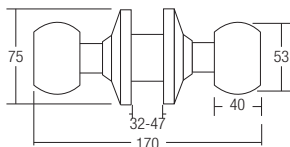
### FOLDING DOOR FITTING

Code		Description	Material	Door Weight	Size
SGSF-SG2200		2 Roller Sets, 2 End Stopper & 1 Nylon Bottom Guide	Zinc Diecast / Nylon	50-80kg	-
SGSF-SGP843		Wall Mount Bracket	Steel	-	-
SGSF-SGP842		Nylon Roller Bottom Guide	Steel & Nylon	-	-
SGSF-849		Bottom Guide Channel	Aluminum	-	2.0 mtr
				-	3.0 mtr
				-	4.0 mtr
				-	6.0 mtr
SGSF-SG200		Aluminum Track	Aluminum	-	2.0 mtr
				-	3.0 mtr
				-	4.0 mtr
				-	6.0 mtr

\* Above product matching set

**JAD**<sup>®</sup>



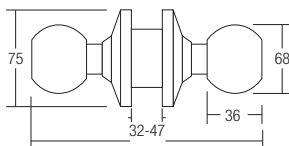


**JDCD-V5871/60mm**

**Cylindrical Lock**

<b>Material</b>	-	Stainless Steel
<b>Backset</b>	-	60
<b>Door Thickness</b>	-	32 - 47
<b>Packing</b>	-	6 sets/box, 24 sets/carton

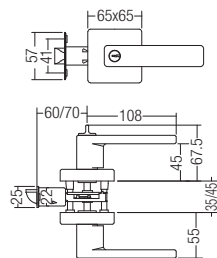
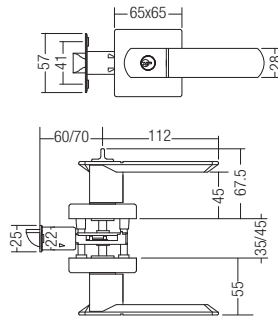
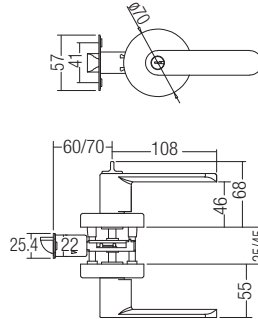
<b>Finishing</b>	<b>Function</b>
SS	Entrance
AC	Entrance



**JDCD-V5791/60mm**

**Cylindrical Lock**

<b>Material</b>	-	Stainless Steel
<b>Finishing</b>	-	SS
<b>Function</b>	-	Entrance
<b>Backset</b>	-	60
<b>Door Thickness</b>	-	32 - 47
<b>Packing</b>	-	24 sets/carton



**JDTL-1057**

**Tubular Lever**

<b>Material</b>	- Zinc Diecast
<b>Backset</b>	- 60-70
<b>Door Thickness</b>	- 32 - 47
<b>Packing</b>	- 6 sets/box, 12 sets/carton

<b>Finishing</b>	<b>Function</b>
SN	Entrance
SN	Privacy

**JDTL-1072**

**Tubular Lever**

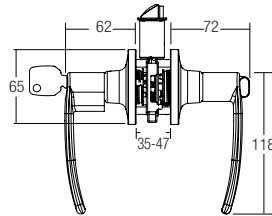
<b>Material</b>	- Stainless Steel
<b>Finishing</b>	- SN
<b>Function</b>	- Entrance
<b>Backset</b>	- 60
<b>Door Thickness</b>	- 32 - 47
<b>Packing</b>	- 6 sets/box, 12 sets/carton

**JDTL-1077**

**Tubular Lever**

<b>Material</b>	- Zinc Diecast
<b>Finishing</b>	- SN
<b>Function</b>	- Entrance
<b>Backset</b>	- 60 - 70
<b>Door Thickness</b>	- 32 - 47
<b>Packing</b>	- 6 sets/box, 12 sets/carton

\* All the measurements are in millimeter (mm)  
 \* Dimensional data not binding. We reserve the right to alter specifications without notice.

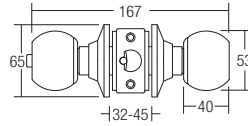


**JDTL-1086**

**Tubular Lever Set**

<b>Material</b>	- Zinc Diecast
<b>Finishing</b>	- SN
<b>Function</b>	- Entrance
<b>Backset</b>	- 60 - 70
<b>Door Thickness</b>	- 32 - 47
<b>Packing</b>	- 6 sets/box, 12 sets/carton

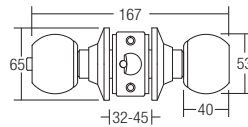
\* All the measurements are in millimeter (mm)  
 \* Dimensional data not binding. We reserve the right to alter specifications without notice.



**JDCD-3861**

**Cylindrical Knob Set**

<b>Material</b>	-	Stainless Steel
<b>Finishing</b>	-	AC
<b>Function</b>	-	Entrance
<b>Backset</b>	-	60
<b>Door Thickness</b>	-	32 - 47
<b>Packing</b>	-	30 sets/carton

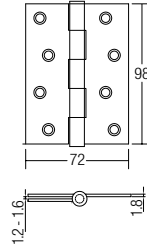


**JDCD-3871**

**Cylindrical Knob Set**

<b>Material</b>	-	Stainless Steel
<b>Backset</b>	-	60
<b>Door Thickness</b>	-	32 - 47
<b>Packing</b>	-	30 sets/carton
<b>Finishing</b>		<b>Function</b>
SS/AC		Entrance
SS		Privacy





**JDDH-987018**

**Hinge**

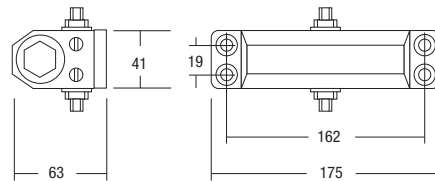
- Material** - Stainless Steel
- Finishing** - SS
- Packing** - 25 pack/box, 50 pack/carton



**JDDC-703**

**Door Closer**

- Material** - Aluminum
- Packing** - 10 sets/carton



**TECHNICAL INFORMATION & FUNCTION**

Width of Door (mm) Max		500-1000
Weight of Door (kg) Max		25 - 45
Max Open Angle		180°
Closing Speed Adjustment	Speed 1	180° - 20°
	Speed 2	20° - 0°
Applicability		Left or Right Open Door

\* All the measurements are in millimeter (mm)  
 \* Dimensional data not binding. We reserve the right to alter specifications without notice.



YOUR SECURITY PARTNER

**ASSA ABLOY Opening Solutions Malaysia Sdn Bhd**

201501015663 (1140996-H)

Level 1, East Wing, Wisma Consplant 1, No. 2, Jalan SS16/4,  
47500 Subang Jaya, Selangor Darul Ehsan, Malaysia.

 [info.my@assaabloy.com](mailto:info.my@assaabloy.com)

 [stguchi.com.my](http://stguchi.com.my)

 [stguchilock](https://www.facebook.com/stguchilock)